




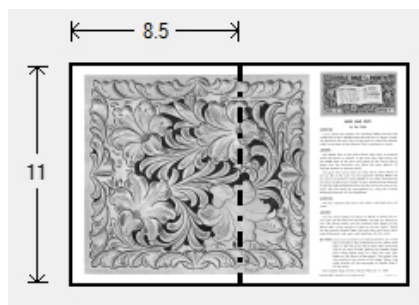
Doodle Page Digital Download

This PDF file contains 1 (one) Doodle Page. The PDF has been put together to give you options when it comes to printing. Pages and patterns that are larger than 8½x11 have been provided in two formats:



1) Full Size

If you would like to have a full size print out, take the full size pages to your local print shop and they can print it for you. All full size Doodle Pages are 11x17



2) Tiled

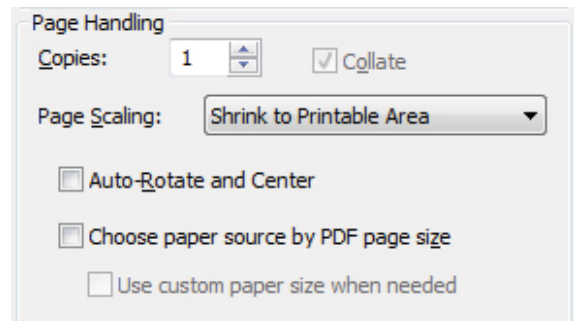
The tiled pages give you the option of printing the full sized Doodle Pages at home. You print the tiled pages and then assemble them to make the larger patterns.

The Doodle Page PDF files are typically laid out like this:

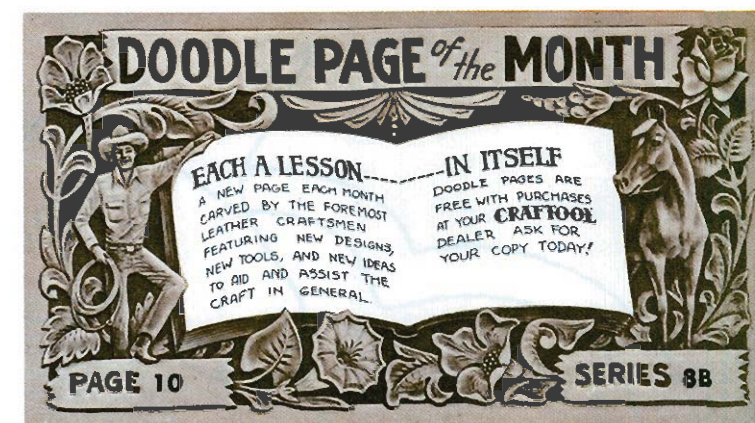

Front – full sized, front – tiled, back – full sized, back – tiled

(Some Doodle Pages do not have backs)

Please note: When printing on a home printer, the edges may get cut off. To avoid this, make sure “Page Scaling” is set to “Shrink to Printable Area” in the Adobe Reader print dialogue box. This will decrease the size of the Doodle Page a very small amount.



You may take this PDF file to your local print shop to have the full-size pages printed for your own personal use.



THE SIAMESE CAT

by
Christine Stanley

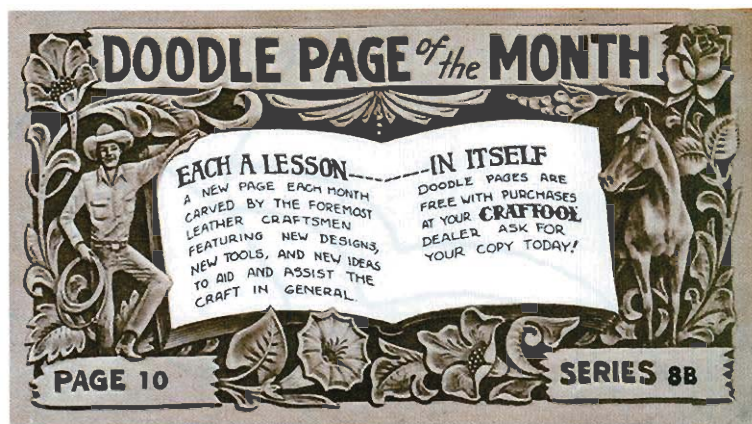

The legend and mystery of Siam is perhaps best represented by the Siamese cat. In order to capture this air of mystery, the artist need only feature the cat surrounded by a few symbols of oriental culture. These supporting elements should establish the mood and heighten the effect of the principal subject. In this scene, the face and the building are typical of the culture. They suggest the interesting heritage of the subject.

The 100N swivel knife blade and the various bevelers are probably the most important tools used in figure carving. The depth of the knife cut will determine whether the bevelers can be used to their best advantage. If the swivel knife work is weak it will be impossible to compensate for this weakness with the bevelers. When outlining the figure, the effectiveness of the bevelers is limited to the depth of the cut. The importance of the bevelers also lie in their ability to develop the features of the subject necessary to the appearance of realism. Examine each area where the beveler is to be used to determine the final effect desired. The size and type of beveler is determined by the job it is expected to do. Generally, the largest size that can effectively be employed in each area will give the best results.

Color is often an important element to be considered in leather art. Much of the desired shading can be achieved through proper carving technique. The application of some dye is necessary, however, to emphasize certain features of a particular subject. This is true with the Siamese cat. The characteristic color markings peculiar to this breed must be indicated in the completed work to obtain a satisfactory representation of the subject. Various shades of brown dye will serve quite well for a monotone effect. A full color rendering will of course require a more careful choice of color combinations.







THE SIAMESE CAT


by
Christine Stanley

The legend and mystery of Siam is perhaps best represented by the Siamese cat. In order to capture this air of mystery, the artist need only feature the cat surrounded by a few symbols of oriental culture. These supporting elements should establish the mood and heighten the effect of the principal subject. In this scene, the face and the building are typical of the culture. They suggest the interesting heritage of the subject.

The 100N swivel knife blade and the various bevelers are probably the most important tools used in figure carving. The depth of the knife cut will determine whether the bevelers can be used to their best advantage. If the swivel knife work is weak it will be impossible to compensate for this weakness with the bevelers. When outlining the figure, the effectiveness of the bevelers is limited to the depth of the cut. The importance of the bevelers also lie in their ability to develop the features of the subject necessary to the appearance of realism. Examine each area where the beveler is to be used to determine the final effect desired. The size and type of beveler is determined by the job it is expected to do. Generally, the largest size that can effectively be employed in each area will give the best results.

Color is often an important element to be considered in leather art. Much of the desired shading can be achieved through proper carving technique. The application of some dye is necessary, however, to emphasize certain features of a particular subject. This is true with the Siamese cat. The characteristic color markings peculiar to this breed must be indicated in the completed work to obtain a satisfactory representation of the subject. Various shades of brown dye will serve quite well for a monotone effect. A full color rendering will of course require a more careful choice of color combinations.





CHRIS STANLEY



