




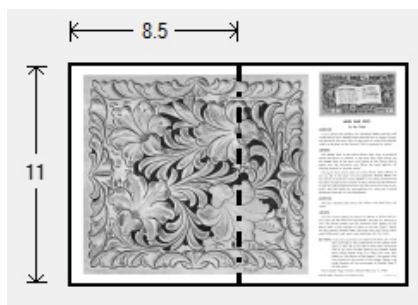
Doodle Page Digital Download

This PDF file contains 1 (one) Doodle Page. The PDF has been put together to give you options when it comes to printing. Pages and patterns that are larger than 8½x11 have been provided in two formats:



1) Full Size

If you would like to have a full size print out, take the full size pages to your local print shop and they can print it for you. All full size Doodle Pages are 11x17



2) Tiled

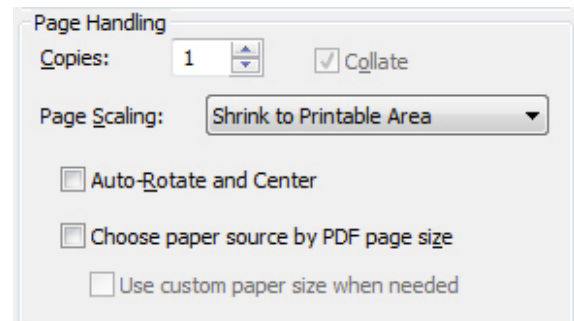
The tiled pages give you the option of printing the full sized Doodle Pages at home. You print the tiled pages and then assemble them to make the larger patterns.

The Doodle Page PDF files are typically laid out like this:

Front – full sized, front – tiled, back – full sized, back – tiled

(Some Doodle Pages do not have backs)

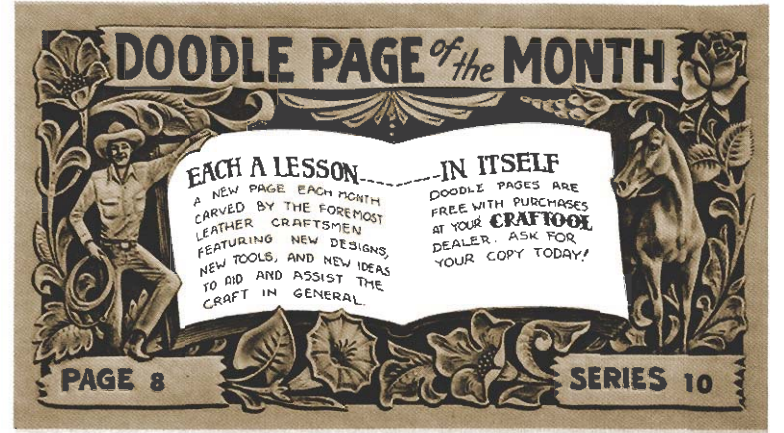
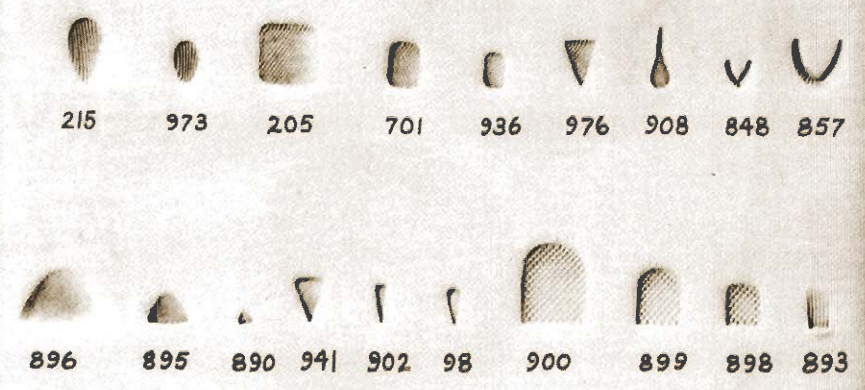

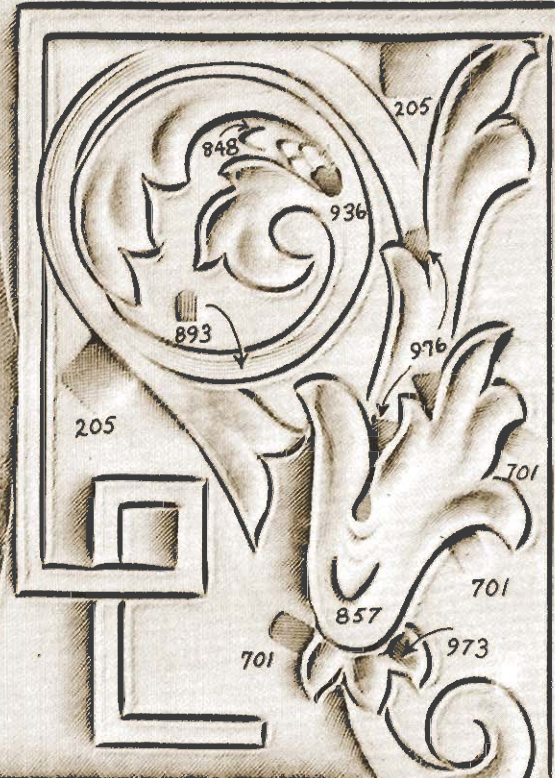
Please note: When printing on a home printer, the edges may get cut off. To avoid this, make sure “Page Scaling” is set to “Shrink to Printable Area” in the Adobe Reader print dialogue box. This will decrease the size of the Doodle Page a very small amount.



You may take this PDF file to your local print shop to have the full-size pages printed for your own personal use.

DEM.

G.O.P.



THE POLITICIAN

by
CHRISTINE STANLEY

Here is an unusual subject for leathercrafting but we think it very apropos of the time and can imagine many interesting applications in which these designs can be used in this, an election year which promises to rouse more interest than any of recent history. Democrat or Republican, you will find something of interest here. If you should be a little mercenary, you might want to work both sides of the street by carving party emblems for partisans from either party.

There are endless ways of using these designs. Try showing them to your local political clubs and organizations and ask for suggestions on how they might be used in your particular area. Such things as wallets and lapel emblems will come to mind immediately.

The complete floral is shown on the left. The reverse design is shown to the right and indicates the application of the tools. The 848 tool is used to simulate the seed area. The 893 is drug along the stem for a ribbed effect. Notice that only a part of the 857 tool is used on the blossom. This is often true for special decorative impressions. All in all, the floral is much the same as the work you have been doing in this field.

Now we come to figures. Cartooning is of course a specialized field but it is well worth exploring for the leathercraftsman. This could be an excellent starting place for anyone who has never tried to do a cartoon on leather.

Cartoon figures use the standard figure carving tool. As you get into this and other cartoon designs you will find as a general rule the detail will be large and easy to execute. There seldom is the need in cartoon work for small intricate detail to express the idea.

The tools as shown used on the Donkey are used much the same on all three figures. Brown dye is used to give the shading on the figures which helps create the desired expression.

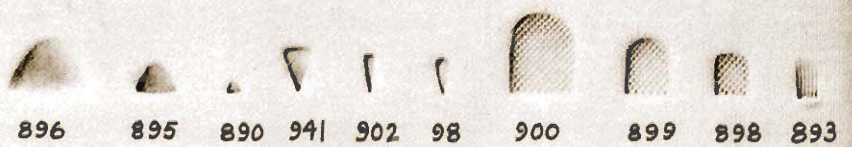



An interesting thought for the diplomat would be a wallet with the Donkey on one end and the Elephant on the other.

★ ★ ★ CRAFTOOL NEWS ★ ★ ★

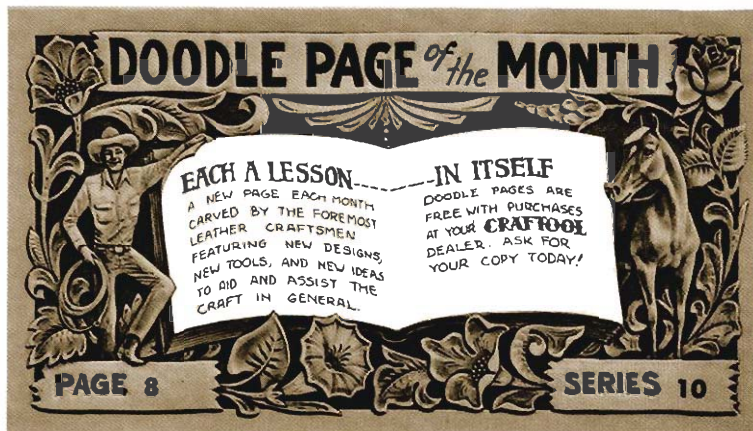
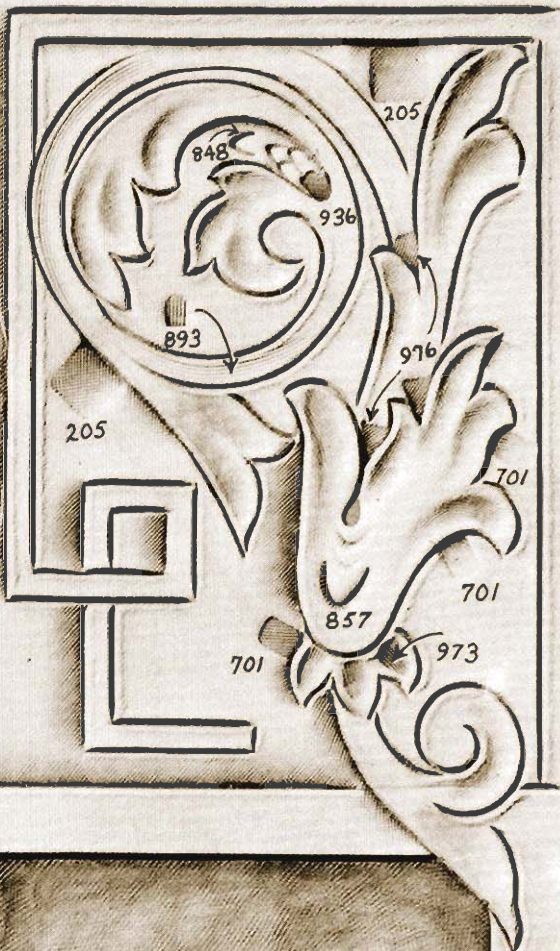
The Doodle Digest gives you a parade of ideas from the Doodle's greatest. Over 40 of the most celebrated Doodle pages from a whole decade of leather designs.

There is even a pattern for a Doodle Digest Album. Order yours now. Here is a \$4.00 value for only \$2.95.

DEM.



G.O.P.



THE POLITICIAN

by

CHRISTINE STANLEY

Here is an unusual subject for leathercarving but we think it very apropos of the time and can imagine many interesting applications in which these designs can be used in this, an election year which promises to rouse more interest than any of recent history. Democrat or Republican, you will find something of interest here. If you should be a little mercenary, you might want to work both sides of the street by carving party emblems for partisans from either party.

There are endless ways of using these designs. Try showing them to your local political clubs and organizations and ask for suggestions on how they might be used in your particular area. Such things as wallets and lapel emblems will come to mind immediately.

The complete floral is shown on the left. The reverse design is shown to the right and indicates the application of the tools. The 848 tool is used to simulate the seed area. The 893 is drug along the stem for a ribbed effect. Notice that only a part of the 857 tool is used on the blossom. This is often true for special decorative impressions. All in all, the floral is much the same as the work you have been doing in this field.

Now we come to figures. Cartooning is of course a specialized field but it is well worth exploring for the leathercraftsman. This could be an excellent starting place for anyone who has never tried to do a cartoon on leather.

Cartoon figures use the standard figure carving tool. As you get into this and other cartoon designs you will find as a general rule the detail will be large and easy to execute. There seldom is the need in cartoon work for small intricate detail to express the idea.

The tools as shown used on the Donkey are used much the same on all three figures. Brown dye is used to give the shading on the figures which helps create the desired expression.

An interesting thought for the diplomat would be a wallet with the Donkey on one end and the Elephant on the other.

★★★ CRAFTOOL NEWS ★★★

The *Doodle Digest* gives you a parade of ideas from the Doodle's greatest. Over 40 of the most celebrated Doodle pages from a whole decade of leather designs.

There is even a pattern for a Doodle Digest Album. Order yours now. Here is a \$4.00 value for only \$2.95.

