



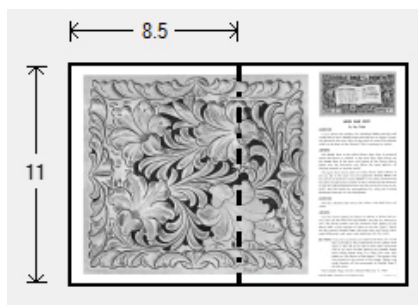
## Doodle Page Digital Download

This PDF file contains 1 (one) Doodle Page. The PDF has been put together to give you options when it comes to printing. Pages and patterns that are larger than 8½x11 have been provided in two formats:



### 1) Full Size

If you would like to have a full size print out, take the full size pages to your local print shop and they can print it for you. All full size Doodle Pages are 11x17



### 2) Tiled

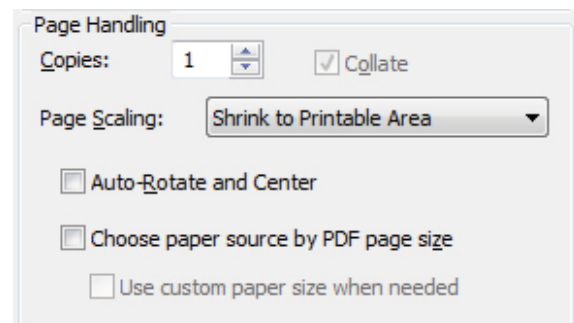
The tiled pages give you the option of printing the full sized Doodle Pages at home. You print the tiled pages and then assemble them to make the larger patterns.

The Doodle Page PDF files are typically laid out like this:

Front – full sized, front – tiled, back – full sized, back – tiled



(Some Doodle Pages do not have backs)

Please note: When printing on a home printer, the edges may get cut off. To avoid this, make sure “Page Scaling” is set to “Shrink to Printable Area” in the Adobe Reader print dialogue box. This will decrease the size of the Doodle Page a very small amount.



You may take this PDF file to your local print shop to have the full-size pages printed for your own personal use.





## The German Shepherd

by: AL STOHLMAN

The past several months have seen the Doodle Page present a variety of subject matters utilizing brightly colored dyes in conjunction with the natural leather. This month's page focuses on a little different dyeing technique favored by the all time great, Al Stohlman.


In addition to his usual excellent figure carving techniques and patterns, Al has used only various shades of brown dye to highlight his carving.

This approach to figure carving dyeing makes maximum use of the natural leather itself with the dyeing taking a secondary role in the appearance of the finished article.



Complete instructions on this type dyeing is included in Al Stohlman's books, "How To Color Leather," "How To Carve Leather", "Pictorial Carving", and "Figure Carving".

Craftool Co.









# The German Shepherd

by: AL STOHLMAN

The past several months have seen the Doodle Page present a variety of subject matters utilizing brightly colored dyes in conjunction with the natural leather. This month's page focuses on a little different dyeing technique favored by the all time great, Al Stohlman.

In addition to his usual excellent figure carving techniques and patterns, Al has used only various shades of brown dye to highlight his carving.

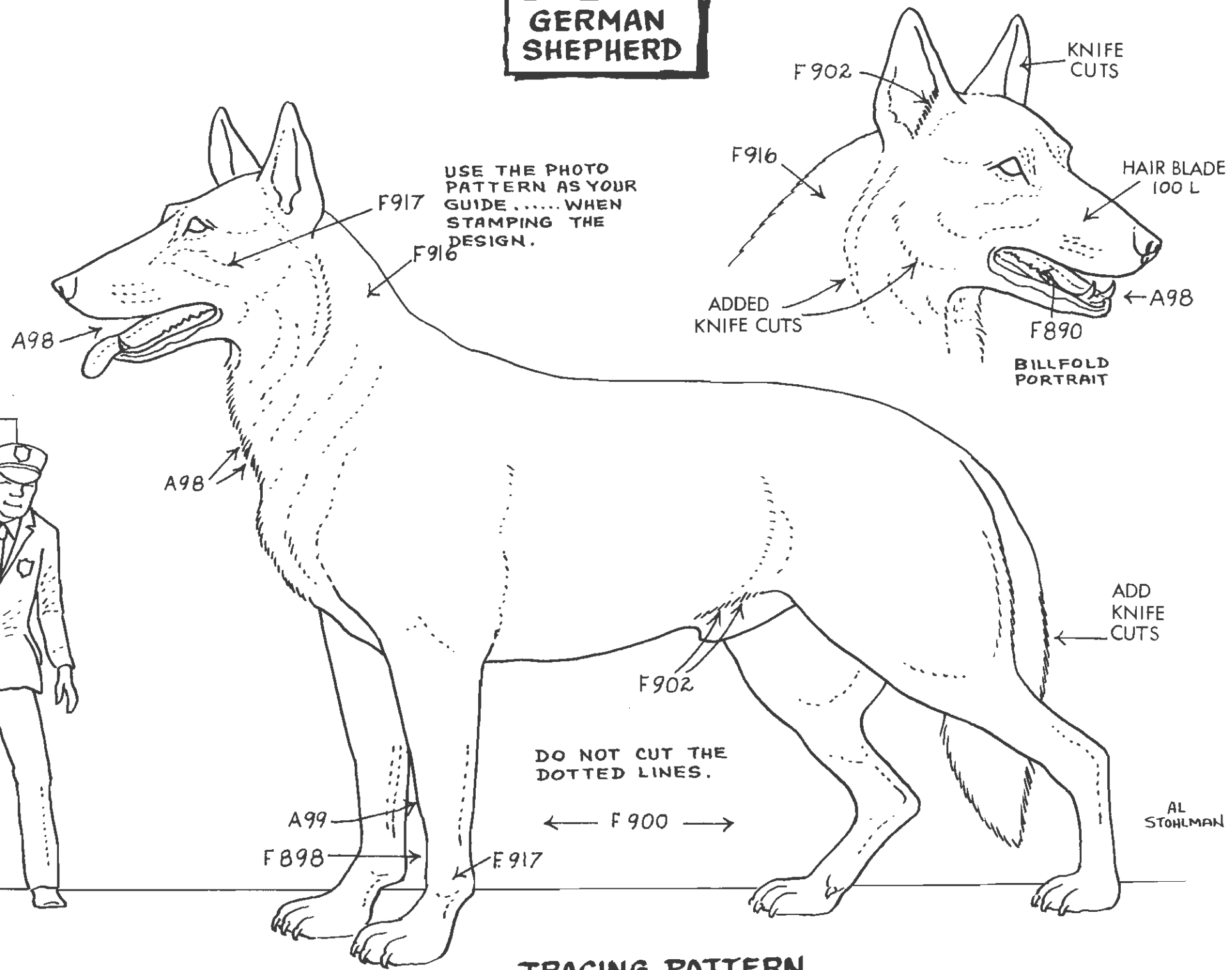
This approach to figure carving dyeing makes maximum use of the natural leather itself with the dyeing taking a secondary role in the appearance of the finished article.

Complete instructions on this type dyeing is included in Al Stohlman's books, "How To Color Leather," "How To Carve Leather", "Pictorial Carving", and "Figure Carving".

Craftool Co.




**GERMAN SHEPHERD**



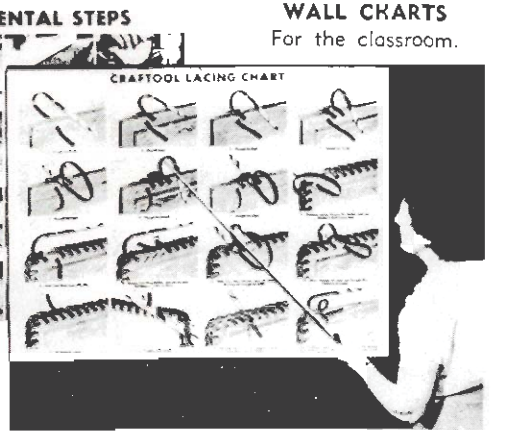
USE THE PHOTO PATTERN AS YOUR GUIDE ..... WHEN STAMPING THE DESIGN.

DO NOT CUT THE DOTTED LINES.

**TRACING PATTERN**




**CRAFTOOL FUNDAMENTAL STEPS**  
Size 32" x 42", large step-by-step pictures clearly illustrating procedure and use of tools.




**CRAFTOOL LACING CHART**  
Size 35" x 45" just what the over-worked craft instructor needs. ....\$1.00

**WALL CHARTS**  
For the classroom.



**LUCKY 7 TEXT BOOK**  
Written for the home craftsman. Also for classroom. Fully illustrated. Wallet designs by 7 professional western craftsmen. ....\$2.00

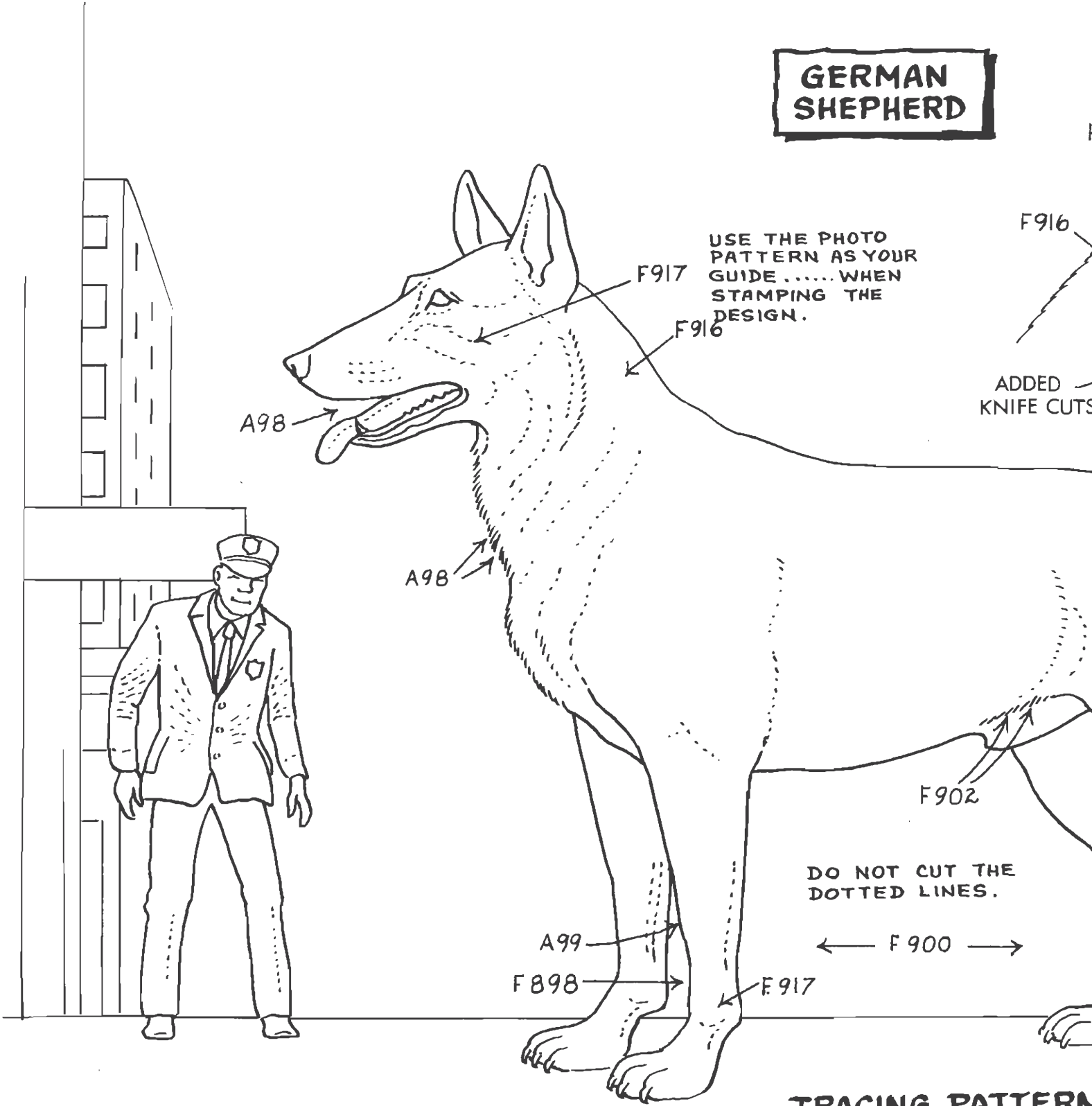


**FIGURE CARVING**  
Featuring a NEW METHOD of instruction. Dozens of Figures and Dye-Charts. Covers are printed in full color. ....\$2.00



**Ken Griffin's SCRAP BOOK**  
A jumbo size book of new designs and patterns. Pages 18" x 15" with full size tracings and Foto-Carve patterns. Leather carving made easy. ....\$5.00

# GERMAN SHEPHERD

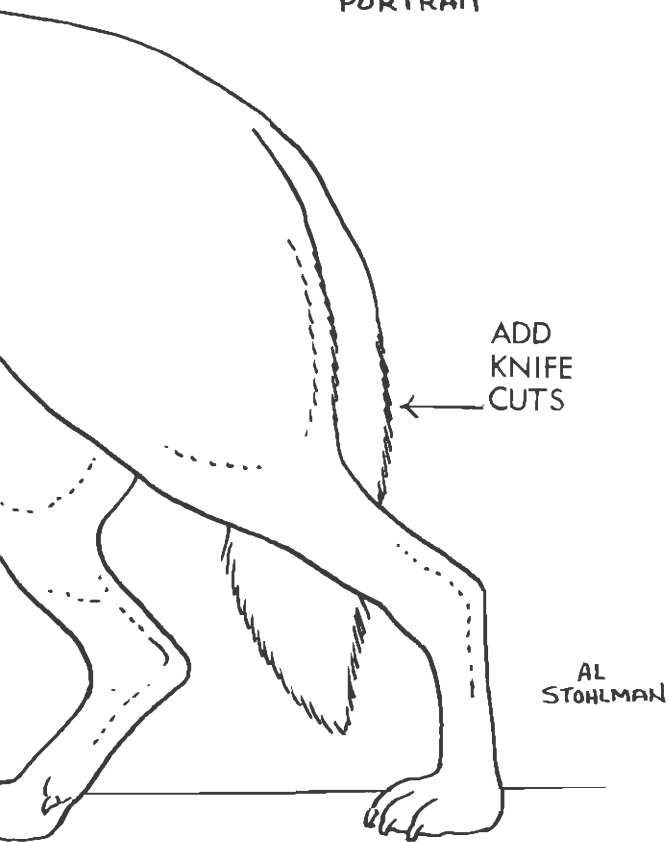
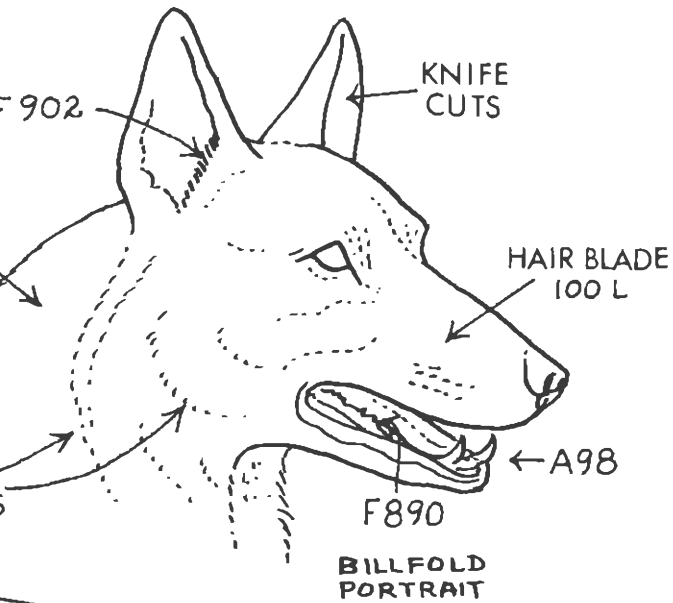


USE THE PHOTO PATTERN AS YOUR GUIDE ..... WHEN STAMPING THE DESIGN.

ADDED KNIFE CUTS


DO NOT CUT THE DOTTED LINES.

TRACING PATTERN



**CRAFTOOL FUNDAMENTAL STEPS**  
 Size 32" x 42", large step-by-step pictures clearly illustrating procedure and use of tools.

**WALL CHARTS**  
 For the classroom.



**CRAFTOOL LACING CHART**  
 Size 35" x 45" just what the over-worked craft instructor needs. ....\$1.00



**LUCKY 7 TEXT BOOK**  
 Written for the home craftsman. Also for classroom. Fully illustrated. Wallet designs by 7 professional western craftsmen. ....\$2.00



**FIGURE CARVING**  
 Featuring a NEW METHOD of instruction. Dozens of Figures and Dye-Charts. Covers are printed in full color. ....\$2.00



**Ken Griffin's SCRAP BOOK**  
 A jumbo size book of new designs and patterns. Pages 18" x 15" with full size tracings and Foto-Carve patterns. Leather carving made easy. ....\$5.00