



DIGITAL MEDIA FOR LEATHERCRAFTERS  
**LeathercraftLibrary.com**

Visit [www.tandy-leatherfactory.com](http://www.tandy-leatherfactory.com)  
 for all the supplies needed to complete this project.

Visit [www.LeadercraftLibrary.com](http://www.LeadercraftLibrary.com) for more great carving patterns.

**Design by: George Hurst**  
 All designs are reproduced at 100%

### Steampunk Shoulder Pad and Arm Armor Pattern

SHOULDER PAD:  
 Cut from 8 to 9 oz. Vegetable Tanned Cowhide



○  
 1/8" Hole


○  
 1/8" Hole

NOTE:  
 Length of Arm and Body Straps will vary  
 according to the size of the wearer

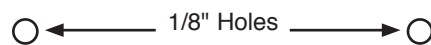
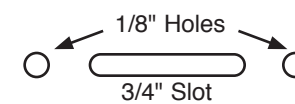
STRAPS:  
 Cut from 4 to 5 oz. Vegetable Tanned Cowhide

○  
 1/8" Hole

○  
 1/8" Hole

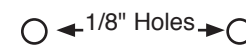


ARM STRAP:  
 Cut Length 20"



CHEST STRAP:  
 Cut Length 18"

1/8" Hole ○

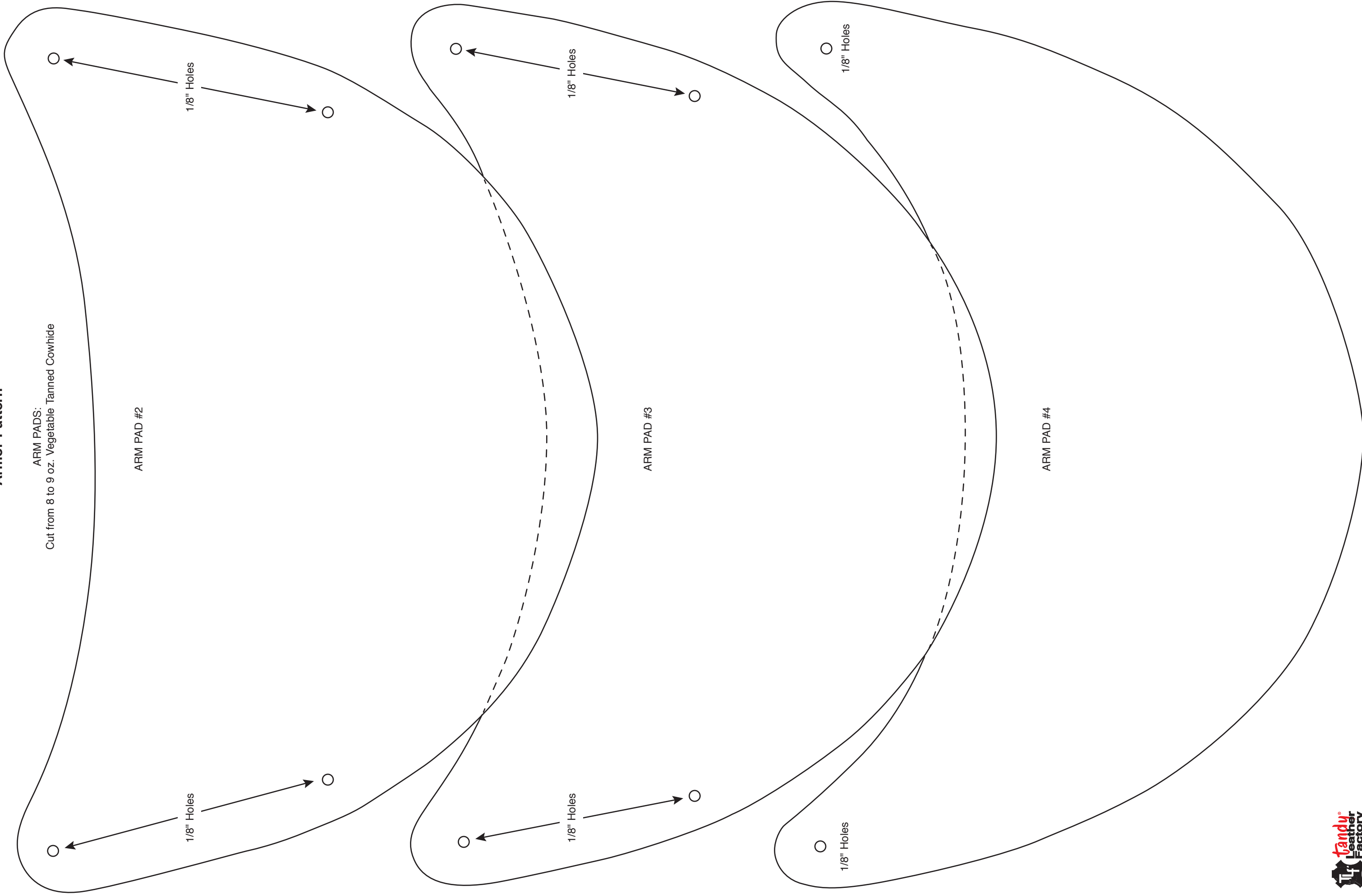


BACK STRAP:  
 Cut Length 28"

1/8" Hole ○

# Steampunk Shoulder Pad and Arm Armor Pattern

ARM PADS:  
Cut from 8 to 9 oz. Vegetable Tanned Cowhide



ARM PAD #2

ARM PAD #3

ARM PAD #4

1/8" Holes

1/8" Holes

1/8" Holes

1/8" Holes

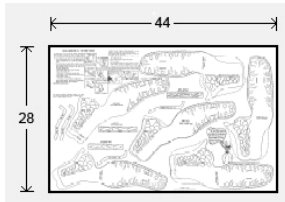
1/8" Holes

1/8" Holes



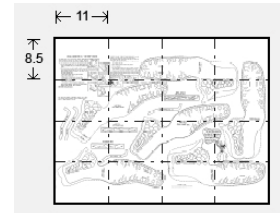
## Digital Downloads

This PDF package has been put together to give you options when it comes to printing. Some PDF file downloads may contain some documents larger than an 8-1/2" x 11" image. Pages and patterns that are larger than 8½x11 have been provided in two formats:



**Full Size:** If you would like to have a full size print out, take the full size pages to your local print shop and they can print it for you.

**Tiled:** The tiled pages give you the option of printing the larger patterns at home. You print the tiled pages and then assemble them to make the larger patterns.



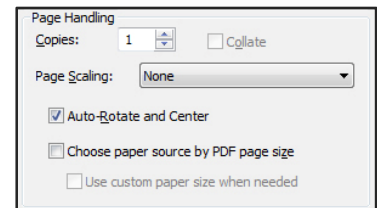
**Pattern PDF files** are typically laid out as follows: Cover (if applicable), instructions sheets (if applicable), pattern 1 – full sized, pattern 1 – tiled, pattern 2 – full sized, pattern 2 – tiled, pattern 3 – full sized, pattern 3 – tiled. ...Etc.

**Doodle Page PDF files** are typically laid out as follows: Front – full sized, front – tiled, back – full sized, back – tiled (Some Doodle Pages do not have backs).

**Craftaid PDF files** contain 1 (one) full Craftaid pattern or Craftaid pattern pack that has been converted into a tracing pattern. All pages in the PDF are full sized. This means that you may have to take the PDF to a print shop for certain oversized Craftaid patterns if your home printer cannot print the larger pages. **NOTE: These digitized patterns do not include any of the physical plastic templates (Craftaids) that may be mentioned, nor does the purchase of this PDF file imply a promise to receive any physical plastic templates (Craftaids).**

**NOTE: Digital kit patterns do not include any kit parts that they may reference.**

Please note: When printing on a home printer, use the settings seen on the image to the right in the Page Handling area of the Adobe Reader print dialogue box. If your printer is cutting edges off, set "Page Scaling" to "Shrink to Printable Area". This will, however, decrease the size of the pattern a very small amount.



**NOTE: Some patterns may reference tools, and other items no longer available.**

**NOTE: You may take this PDF file to your local print shop to have the full-size pages printed for your own personal use.**

This premium has been published by Tandy Leather Factory, 1900 South East Loop 820, Ft. Worth, TX 76140. Copyright © 2011 by Tandy Leather Factory, all rights reserved. The contents of this publication may not be reproduced either in whole or in part without the consent of the copyright owner.

Please respect the copyright by not forwarding or distributing this document.



DIGITAL MEDIA FOR LEATHERCRAFTERS  
**LeathercraftLibrary.com**

Visit [www.tandyleatherfactory.com](http://www.tandyleatherfactory.com)  
for all the supplies needed to complete this project.  
Visit [www.LeadercraftLibrary.com](http://www.LeadercraftLibrary.com) for more great carving patterns.

## Steampunk Sho Armo

SHOUL  
Cut from 8 to 9 oz. Ve

○  
1/8" Hole



**Design by: George Hurst**


All designs are reproduced at 100%

## Saddler Pad and Arm r Pattern

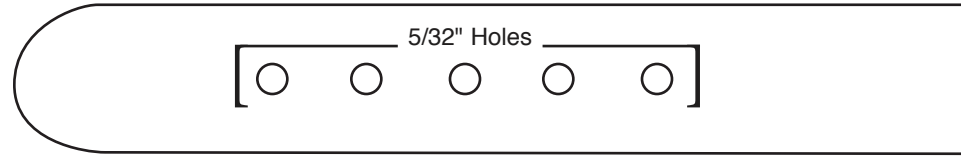
SADDLER PAD:  
Vegetable Tanned Cowhide



○  
1/8" Hole



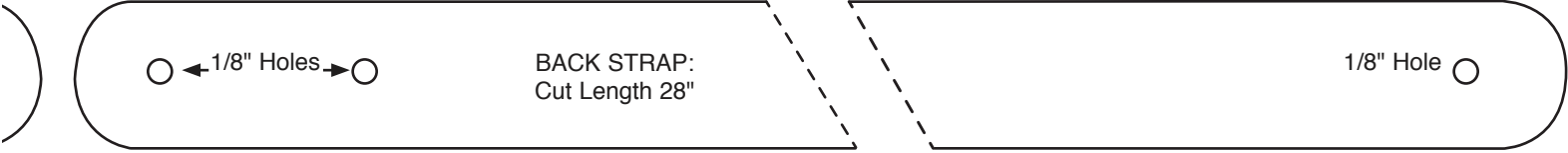
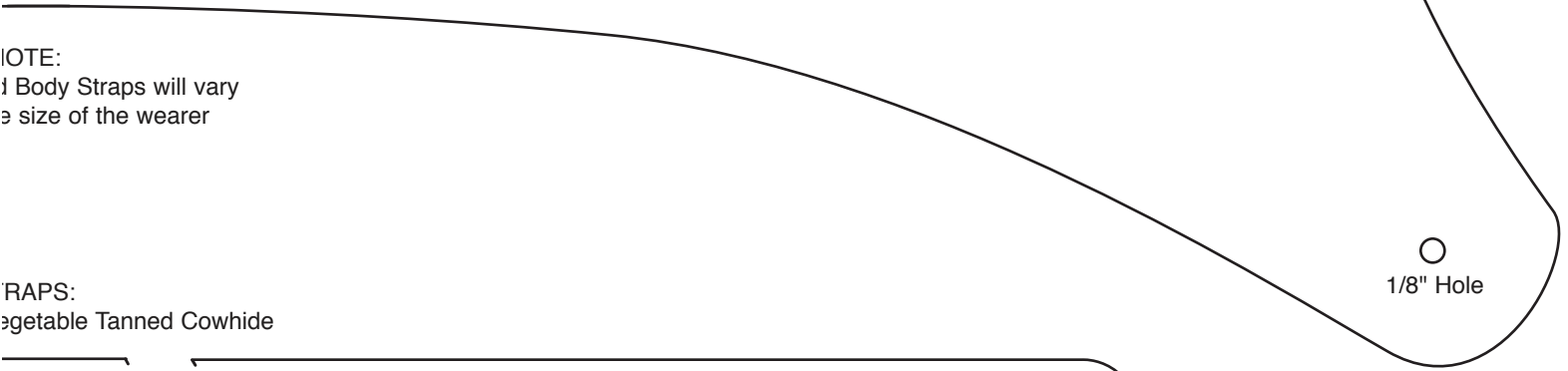
  
©2013 Tandy Leather Factory.  
All rights reserved.





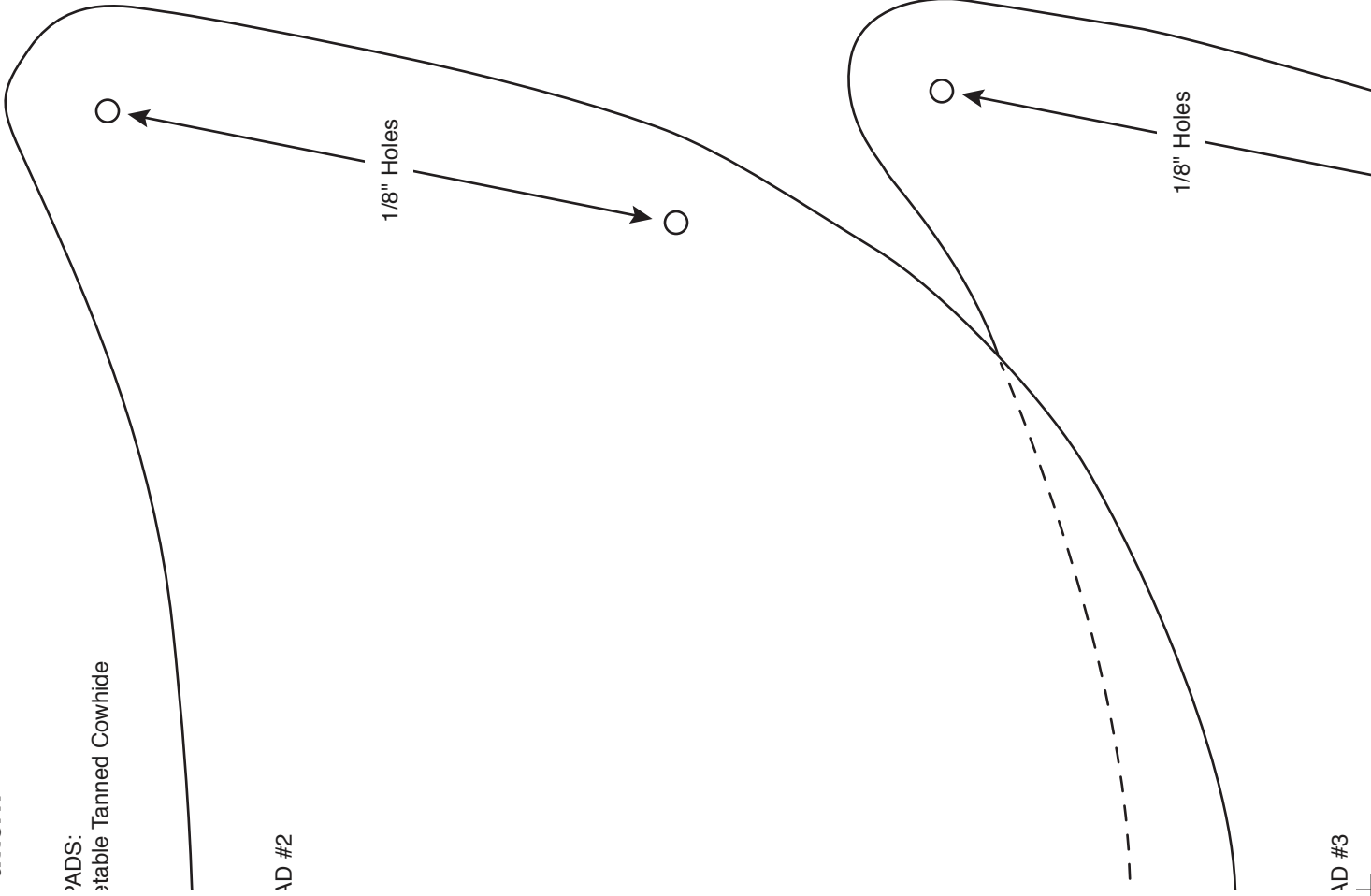
NOTE:  
Body Straps will vary  
in size of the wearer

RAPS:  
Vegetable Tanned Cowhide



# der Pad and Arm Pattern


ADS:  
stable Tanned Cowhide



AD #2

AD #3





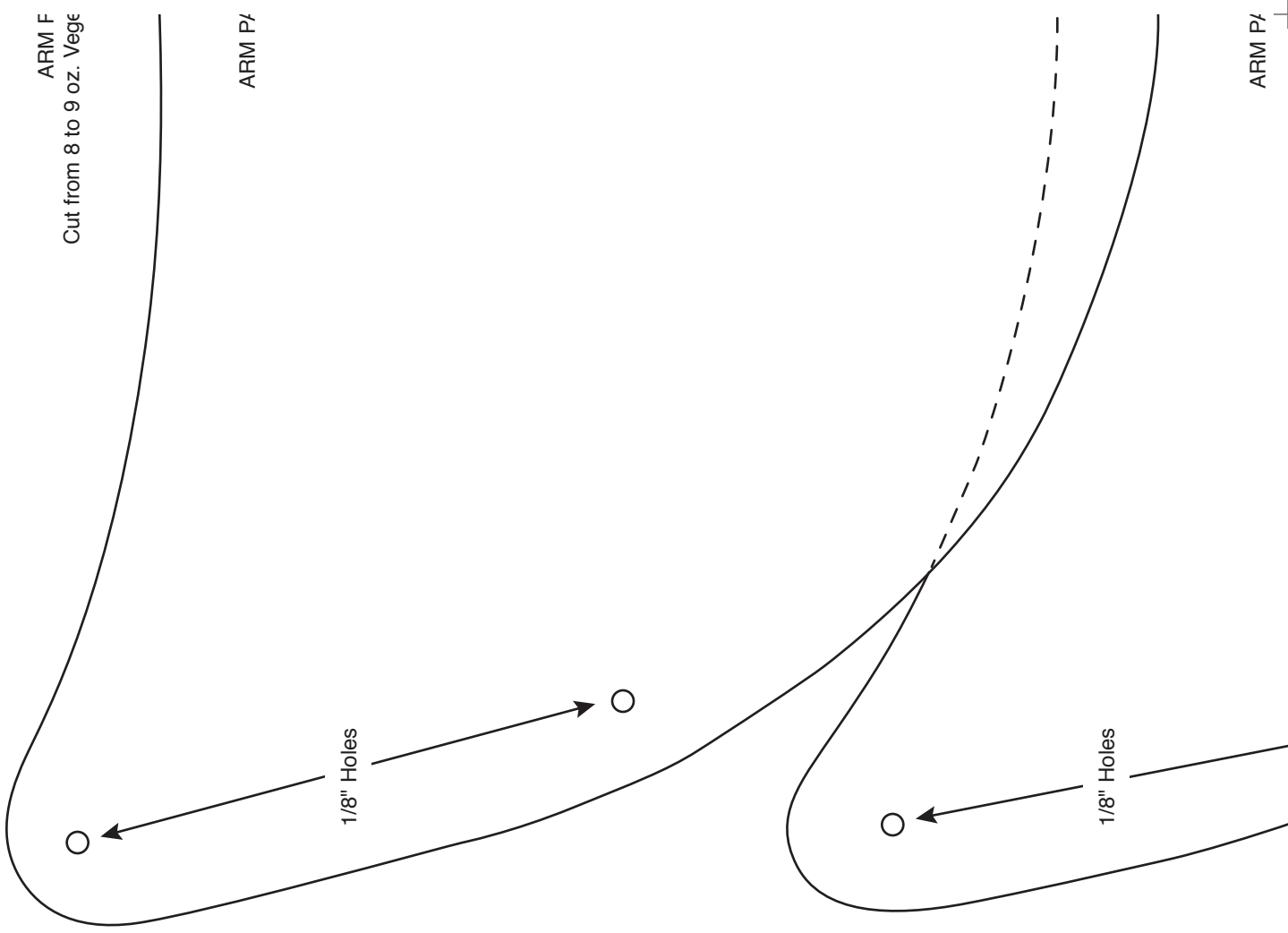
1/8" Holes

AD #4

# Steampunk Shoul Armor I

ARM F  
Cut from 8 to 9 oz. Vege

ARM P/



ARM P/

