



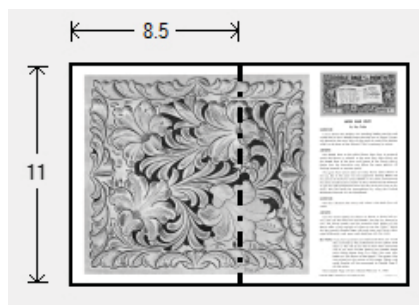
## Doodle Page Digital Download

This PDF file contains 1 (one) Doodle Page. The PDF has been put together to give you options when it comes to printing. Pages and patterns that are larger than 8½x11 have been provided in two formats:



### 1) Full Size

If you would like to have a full size print out, take the full size pages to your local print shop and they can print it for you. All full size Doodle Pages are 11x17



### 2) Tiled

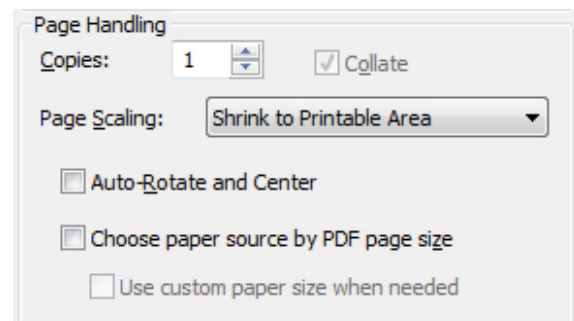
The tiled pages give you the option of printing the full sized Doodle Pages at home. You print the tiled pages and then assemble them to make the larger patterns.

The Doodle Page PDF files are typically laid out like this:





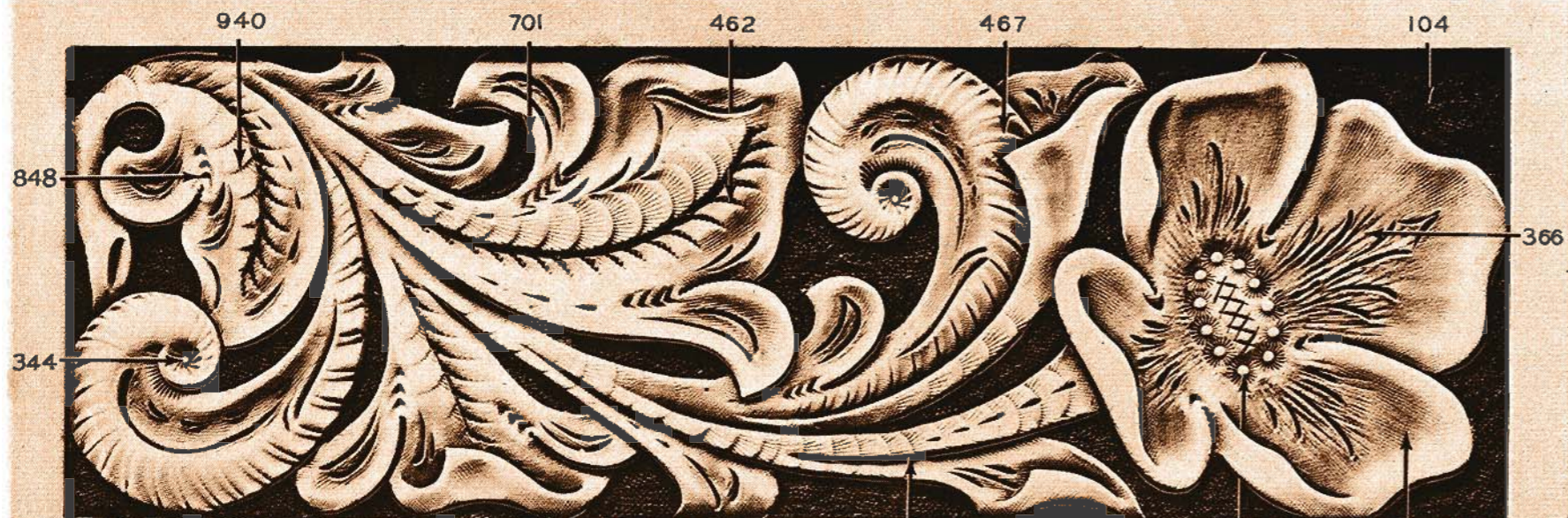
Front – full sized, front – tiled, back – full sized, back – tiled

(Some Doodle Pages do not have backs)

Please note: When printing on a home printer, the edges may get cut off. To avoid this, make sure “Page Scaling” is set to “Shrink to Printable Area” in the Adobe Reader print dialogue box. This will decrease the size of the Doodle Page a very small amount.



You may take this PDF file to your local print shop to have the full-size pages printed for your own personal use.



**SPICE OF LIFE**  
by Christine Stanley

Variety is truly the spice of life even with leathercarving. Working from the one basic pattern we have demonstrated the many treatments that can be achieved by what might be called, a creative selection of tools.

You will notice the entirely different effect in the scroll type leaves of the top and center examples. In the top example the 214 pear shaver and swivel knife are used to form and decorate the leaf; for the center we added the No. 467 to create the different appearance. For the pattern with the border, the 104 backgrounder gives an excellent texture while in the borderless design the 884 matting tool is used in the outer areas while the 104 is still used in the enclosed portions of the design. You will notice also that only the area covered with the No. 104 tool has been dyed with the dye shading off to the natural leather color in the area of the 884 matting tool. The borderless design is particularly well suited to hand or machine stitching.

The 205 and 701 bevelers were used extensively throughout the designs since beveling is an important operation in the great majority of leathercarving projects. It is a good idea to use the bevelers in all areas that are to be matted down. Beveling between the area to be matted and the smooth area of the design will eliminate much of the danger of nicks from the background tools.

Take a look at the decorative cuts made by the swivel knife. You will notice they vary in each example. There is only one rule to follow in swivel knife decorative cuts. That is Harmony. The cuts must always harmonize with the flow of the design to avoid plunging the entire design into an appearance of confused scribbling.

In the blossom of the top design you can see how simple the work can be by using the 366 cam to gain texture and the No. 350 seeder to form the center. Artful use of the swivel knife adds the finishing touch. Other treatments could be the one of the center design using the 433 cam and the 461 veiner or the bottom example showing the use of the 723 seeder surrounded by the impressions from the No. 770 tool. These blossom centers can be tinted with dyes to add even more variety.

You will often find designs where certain portions can be deleted to make room for some special purpose work such as adding initials; examples at the bottom of the page show how this design lends itself to this purpose. The 536 and 497 are both excellent tools to decorate an initial panel. The No. 970 beveler should be used around the border first to insure a smooth appearance where the geometrics join the border.

Craftool Co., 4921 Exposition Blvd. Los Angeles 16, Calif.

★★★ CRAFTOOL NEWS ★★★

The Doodle Digest gives you a parade of ideas from the Doodle's greatest. Over 40 of the most celebrated Doodle pages from a whole decade of leather designs.

There is even a pattern for a Doodle Digest Album. Order yours now. Here is a \$4.00 value for only \$2.95.

