



Doodle Page Digital Download

This PDF file contains 1 (one) Doodle Page. The PDF has been put together to give you options when it comes to printing. Pages and patterns that are larger than 8½x11 have been provided in two formats:



1) Full Size

If you would like to have a full size print out, take the full size pages to your local print shop and they can print it for you. All full size Doodle Pages are 11x17



2) Tiled

The tiled pages give you the option of printing the full sized Doodle Pages at home. You print the tiled pages and then assemble them to make the larger patterns.

The Doodle Page PDF files are typically laid out like this:

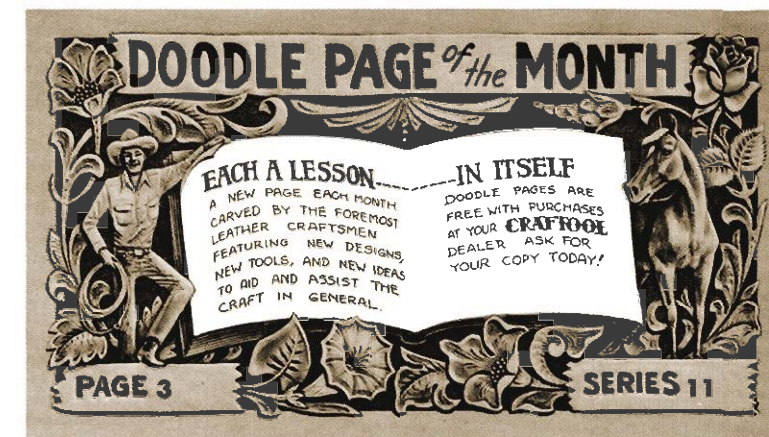
Front – full sized, front – tiled, back – full sized, back – tiled

(Some Doodle Pages do not have backs)

Please note: When printing on a home printer, the edges may get cut off. To avoid this, make sure “Page Scaling” is set to “Shrink to Printable Area” in the Adobe Reader print dialogue box. This will decrease the size of the Doodle Page a very small amount.



You may take this PDF file to your local print shop to have the full-size pages printed for your own personal use.



SOMETHING FOR THE DOG LOVER

By DICK GIEHL

Members of the dog world are always good subjects for leather projects — billfolds, pocket secretaries, plaques, purses. Featured on this page are three of the most lovable, alert, and loyal of pets.

The Chihuahua, with its large expressive eyes and noticeably large wide-set flaring ears; is the only breed of dog which has a "soft spot" or "molera" in its skull.

A foxlike head with small erect ears, framed by a silky profuse coat, makes the Pomeranian or "Pom" a showy one.

The blunt of many a joke — such as "Half a dog high and two dogs long" — is the highly intelligent Dachshund. Body formation is said to deviate from the normal because years ago, this dog was bred for the purpose of badger hunting.

The smallest pear shader No. 233 is used to shade small areas around the eyes, nose, and jaws of Chihuahua; also, the eye of Pom. Shading larger areas such as the ears of Chihuahua and Dachshund, the face of Dachshund, use too No. 206.

Eyes, noses, and mouths are all beveled with No. 890. Before beveling back part of mouth of Dachshund, use stop No. 907. Remainder of beveling is done with tool No. 891 or No. 198.

Hair effect on Pom's inner ear is done with a No. 910 figure carving tool. Short hair effect on all the dogs is put on with lined beveler No. 199.

To give appearance of fluffiness around face of Pom and around the outline of head use figure carving tool No. 902.

Use matting tool No. 899 around dogs. Probably looks better to use it lightly on the real small dogs; heavier around larger dogs.

Even though you may not choose to dye the dogs, you will enhance their facial expression if you dye the eyes, nose and mouth.

★★★ CRAFTOOL NEWS ★★★

SWIVEL AID SPEEDS WORK:

SAVES TIME:

\$2⁰⁰



Use "SWIVEL-AID" under your tooling board or marble! Speeds your work—leather turns easily as needed. Sturdy, lightweight turntable 8 7/8" in diameter; masonite with frictionless-turning steel roller bearings. Many other uses: spray painting, stamp engraving, cake decorating, china painting, etc. (Also use "Swivel Aid" with any plate 9" or more in diameter for smart "Lazy Susan.") Order "Swivel-Aid" today!

SEE IT AT YOUR DEALERS NOW



899

198

204

206

233

910

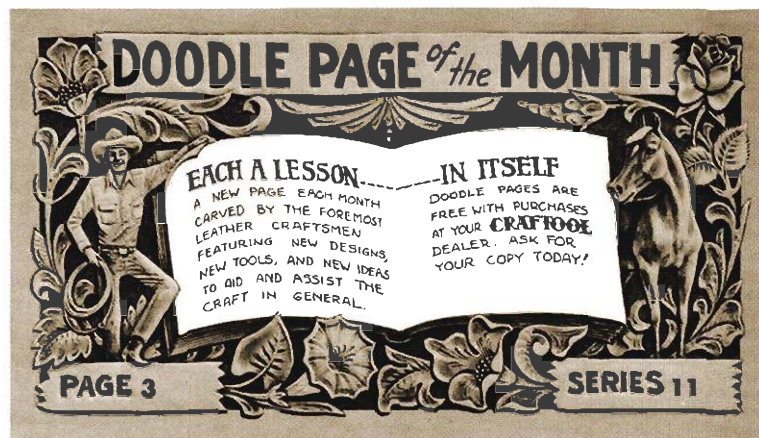
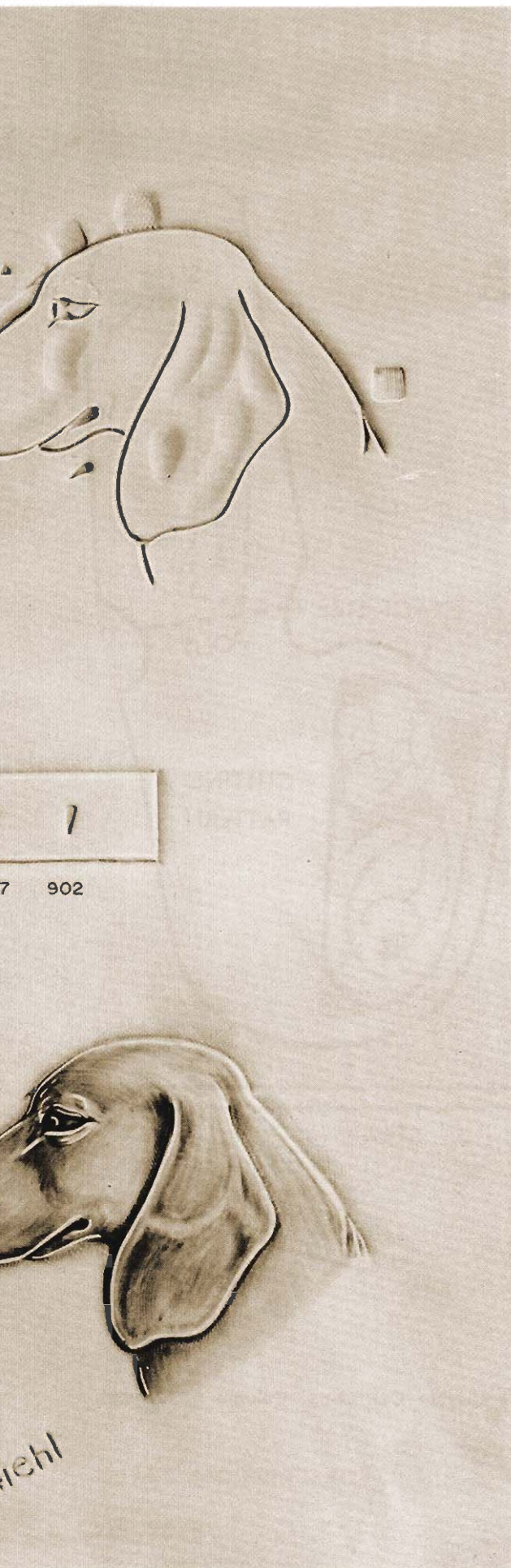
891

895

90



Dick
C



SOMETHING FOR THE DOG LOVER

By DICK GIEHL

Members of the dog world are always good subjects for leather projects — billfolds, pocket secretaries, plaques, purses. Featured on this page are three of the most lovable, alert, and loyal of pets.

The Chihuahua, with its large expressive eyes and noticeably large wide-set flaring ears; is the only breed of dog which has a "soft spot" or "molera" in its skull.

A foxlike head with small erect ears, framed by a silky profuse coat, makes the Pomeranian or "Pom" a showy one.

The blunt of many a joke — such as "Half a dog high and two dogs long" — is the highly intelligent Dachshund. Body formation is said to deviate from the normal because years ago, this dog was bred for the purpose of badger hunting.

The smallest pear shader No. 233 is used to shade small areas around the eyes, nose, and jaws of Chihuahua; also, the eye of Pom. Shading larger areas such as the ears of Chihuahua and Dachshund, the face of Dachshund, use too No. 206.

Eyes, noses, and mouths are all beveled with No. 890. Before beveling back part of mouth of Dachshund, use stop No. 907. Remainder of beveling is done with tool No. 891 or No. 198.

Hair effect on Pom's inner ear is done with a No. 910 figure carving tool. Short hair effect on all the dogs is put on with lined beveler No. 199.

To give appearance of fluffiness around face of Pom and around the outline of head use figure carving tool No. 902.

Use matting tool No. 899 around dogs. Probably looks better to use it lightly on the real small dogs; heavier around larger dogs.

Even though you may not choose to dye the dogs, you will enhance their facial expression if you dye the eyes, nose and mouth.

★ ★ ★ CRAFTOOL NEWS ★ ★ ★

SWIVEL AID SPEEDS WORK:

SAVES TIME:



\$2⁰⁰

Use "SWIVEL-AID" under your tooling board or marble! Speeds your work—leather turns easily as needed. Sturdy, lightweight turntable 8⁷/₈" in diameter; masonite with frictionless-turning steel roller bearings. Many other uses: spray painting, stamp engraving, cake decorating, china painting, etc. (Also use "Swivel Aid" with any plate 9" or more in diameter for smart "Lazy Susan.") Order "Swivel-Aid" today!

SEE IT AT YOUR DEALERS NOW