



Doodle Page Digital Download

This PDF file contains 1 (one) Doodle Page. The PDF has been put together to give you options when it comes to printing. Pages and patterns that are larger than 8½x11 have been provided in two formats:



1) Full Size

If you would like to have a full size print out, take the full size pages to your local print shop and they can print it for you. All full size Doodle Pages are 11x17



2) Tiled

The tiled pages give you the option of printing the full sized Doodle Pages at home. You print the tiled pages and then assemble them to make the larger patterns.

The Doodle Page PDF files are typically laid out like this:

Front – full sized, front – tiled, back – full sized, back – tiled

(Some Doodle Pages do not have backs)

Please note: When printing on a home printer, the edges may get cut off. To avoid this, make sure “Page Scaling” is set to “Shrink to Printable Area” in the Adobe Reader print dialogue box. This will decrease the size of the Doodle Page a very small amount.



You may take this PDF file to your local print shop to have the full-size pages printed for your own personal use.

803
200
60
976
701
749
972
216
901
714
705
746
817
907
903
852
104
898
900

EVERY THING ON THIS
SIDE OF THE PAGE
IS **RIGHT!**

WELL, THINGS
ON THIS SIDE
SURE ARE ALL
WRONG!



EAR TOO
LARGE

EAR TOO
SMALL

BEVELED
WRONG

BACKGROUND
TOO CHOPPY
TIP TOOL BACK
MORE ON HEEL

DO NOT
CUT
FACIAL
MARKINGS

HAIR
LINES
WRONG

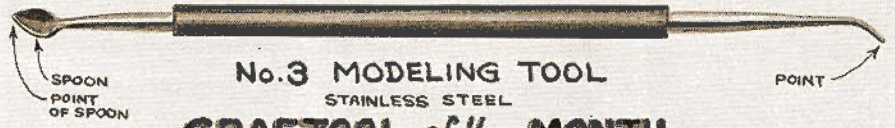
WRONG

BEVELED
ON
WRONG
SIDE
OF CUT

BEVELED
WRONG

AL
STOHLMAN

STUDY & COMPARE THE RIGHT & WRONG



RIGHT

WRONG

DOODLE PAGE of the MONTH

EACH A LESSON... IN ITSELF

A NEW PAGE EACH MONTH
CARVED BY THE FOREMOST
WESTERN CRAFTSMEN
FEATURING NEW DESIGNS
NEW TOOLS AND NEW IDEAS
TO AID AND ASSIST THE
CRAFT IN GENERAL.

TO RECEIVE NEXT
MONTH'S DOODLE PAGE,
PLEASE PRINT YOUR NAME
AND ADDRESS ON THE COUPON
BELOW AND MAIL TO YOUR
CRAFTOOL DEALER.

PAGE 1 **SERIES 5**

RIGHT & WRONG by Al Stohlman

This month, the craft is offered a bonanza of helpful doodling. Carefully compare the **RIGHT & WRONG** doodles and study the uses of the tools to learn why one impression looks better than another. Notice how the "wrong" beveling and camouflage tools have chopped up the border lines as well as the design itself. Also study the "wrong" horses and note how carelessly the outlines have been cut and stamped. The facial markings and lines have been cut... these should **ONLY** be beveled and modeled. Study the **RIGHT & WRONG**.

Craftool of the Month, No. 3 stainless steel modeler, is a "must" for every figure carver. This is the only modeler on the market with a suitably pointed spoon for adding the tiny details so necessary for fine figure carving. When you buy a modeler, be sure it's a Craftool. They are available in three sizes and shapes: No. 1, well rounded, large spoon. No. 2, medium spoon. No. 3, well pointed spoon for tiny detail work.

For complete instructions on Figure Carving step-by-step and the Dye-Chart Method of dyeing figures, ask your Craftool dealer to show you the wonderful instruction books pictured below.



HOW TO CARVE LEATHER

Both floral and figure carving patterns for belts, billfolds, purses, etc., featuring the A B C's of Figure Carving and the Dye-Chart Method. Fully illustrated.
Satisfaction guaranteed.....\$5.00

FIGURE CARVING

Featuring a NEW METHOD of instruction. Dozens of figures and dye-charts. Covers are printed in full color.
"FIGURE CARVING" book only.....\$2.00

*FIGURE CARVING book plus Basic Figure Carving Kit No. SIX... 5 Craftool saddle stamps and a modeler in 37 Hole Plastic Rack.....\$7.95

YOUR CRAFTOOL DEALERS NAME:

Please put my name on your mailing list for page No. 2, Series 5.

NAME: _____

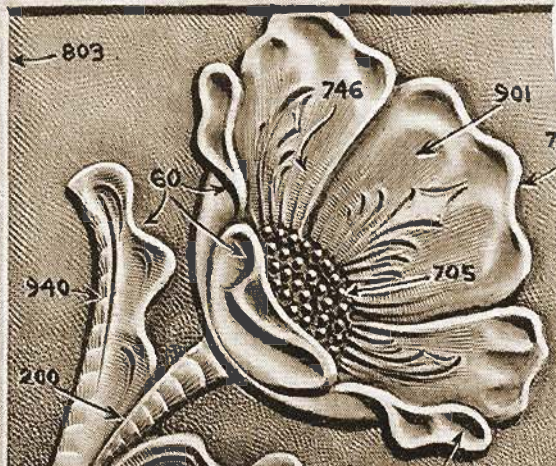
ADDRESS: _____

CITY & STATE: _____

EVERY THING ON THIS
SIDE OF THE PAGE
IS **RIGHT!**

WELL, THINGS
ON THIS SIDE
SURE ARE ALL
WRONG!

- 803
- 200
- 60
- 976
- 701
- 749
- 972
- 216
- 901
- 714
- 705
- 746
- 817
- 907
- 903
- 852
- 104
- 898
- 900



AL
STAHLMAN



FIGURE CARVING
TOOLS



STUDY & COMPARE THE RIGHT & WRONG



THE HEADS ABOVE PRESENT
A VERY FINE EXAMPLE OF THE NECESSITY OF THE
CRAFT TOOL No. 3 MODELER. THE SPOON IS POINTED SO THAT THE EYES CAN
PROPERLY ROUNDED AND THE FINE DETAILS OF FACIAL EXPRESSION CAN BE

RIGHT



No. 3 MODELING TOOL
STAINLESS STEEL
CRAFT TOOL of the MONTH

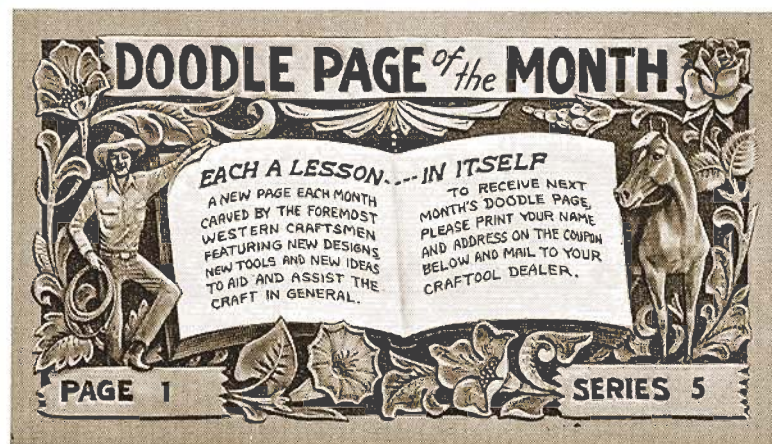
GROUND
CHOPPY
TOOL BACK
ON HEEL

WRONG

BEVELED
WRONG

BE
E. ADDED.

WRONG




RIGHT & WRONG by Al Stohlman

This month, the craft is offered a bonanza of helpful doodling. Carefully compare the RIGHT & WRONG doodles and study the uses of the tools to learn why one impression looks better than another. Notice how the "wrong" beveling and camouflage tools have chopped up the border lines as well as the design itself. Also study the "wrong" horses and note how carelessly the outlines have been cut and stamped. The facial markings and lines have been cut... these should ONLY be beveled and modeled. Study the RIGHT & WRONG.

Crafttool of the Month, No. 3 stainless steel modeler, is a "must" for every figure carver. This is the only modeler on the market with a suitably pointed spoon for adding the tiny details so necessary for fine figure carving. When you buy a modeler, be sure it's a Crafttool. They are available in three sizes and shapes: No. 1, well rounded, large spoon. No. 2, medium spoon. No. 3, well pointed spoon for tiny detail work.

For complete instructions on Figure Carving step-by-step and the Dye-Chart Method of dyeing figures, ask your Crafttool dealer to show you the wonderful instruction books pictured below.



HOW TO CARVE LEATHER

Both floral and figure carving patterns for belts, billfolds, purses, etc., featuring the A B C's of Figure Carving and the Dye-Chart Method. Fully illustrated.

Satisfaction guaranteed.....\$5.00



FIGURE CARVING

Featuring a NEW METHOD of instruction. Dozens of figures and dye-charts. Covers are printed in full color.

*FIGURE CARVING book only.....\$2.00

*FIGURE CARVING book plus Basic Figure Carving Kit No. SIX . . . 5 Crafttool saddle stamps and a modeler in 37 Hole Plastic Rack.....\$7.95

YOUR CRAFTTOOL DEALERS NAME:

Please put my name on your mailing list for page No. 2, Series 5.

NAME:

ADDRESS:

CITY & STATE: