




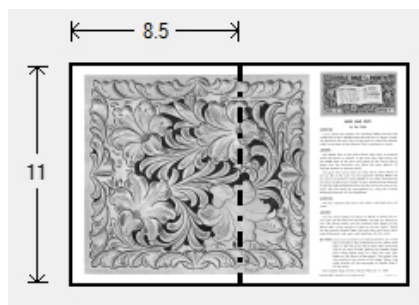
Doodle Page Digital Download

This PDF file contains 1 (one) Doodle Page. The PDF has been put together to give you options when it comes to printing. Pages and patterns that are larger than 8½x11 have been provided in two formats:



1) Full Size

If you would like to have a full size print out, take the full size pages to your local print shop and they can print it for you. All full size Doodle Pages are 11x17



2) Tiled

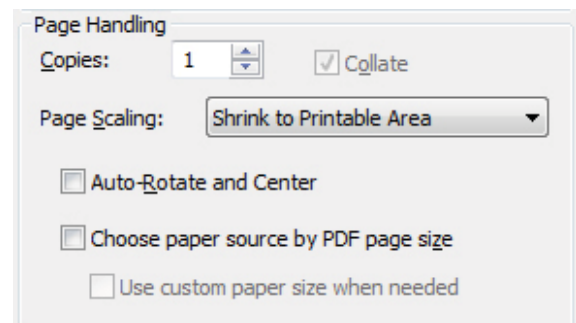
The tiled pages give you the option of printing the full sized Doodle Pages at home. You print the tiled pages and then assemble them to make the larger patterns.

The Doodle Page PDF files are typically laid out like this:

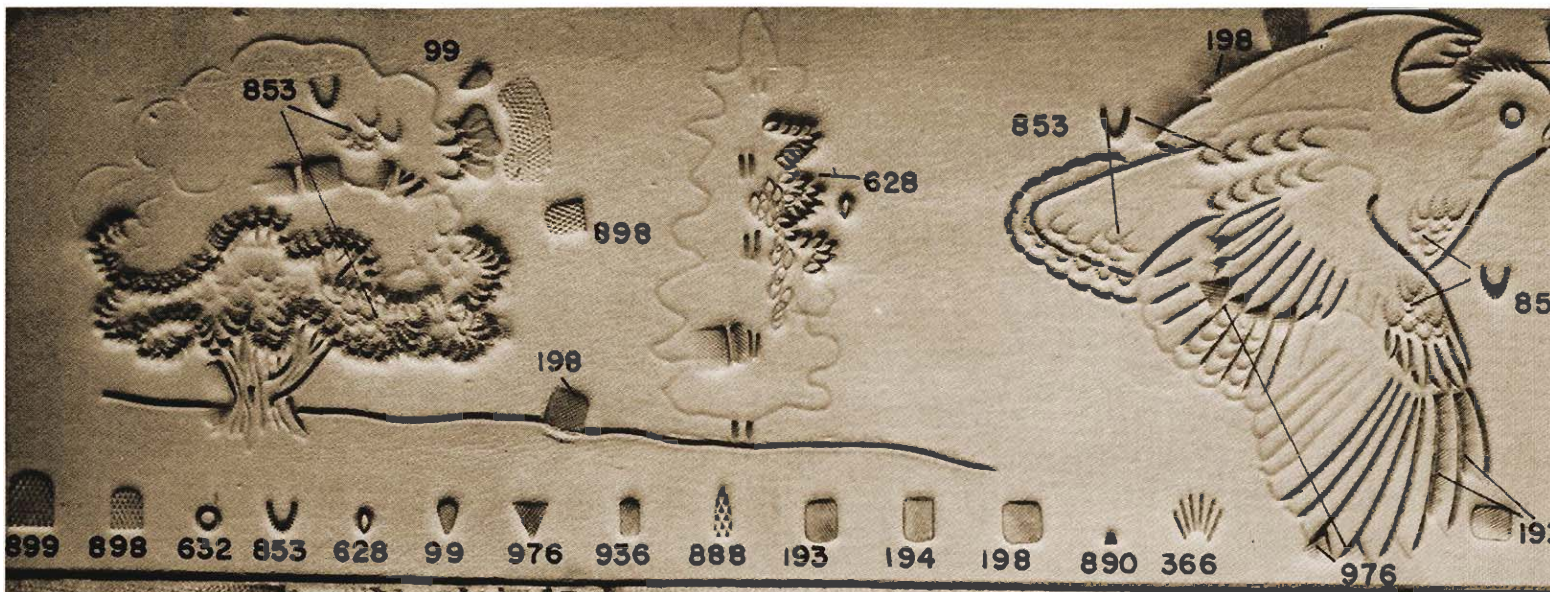
Front – full sized, front – tiled, back – full sized, back – tiled

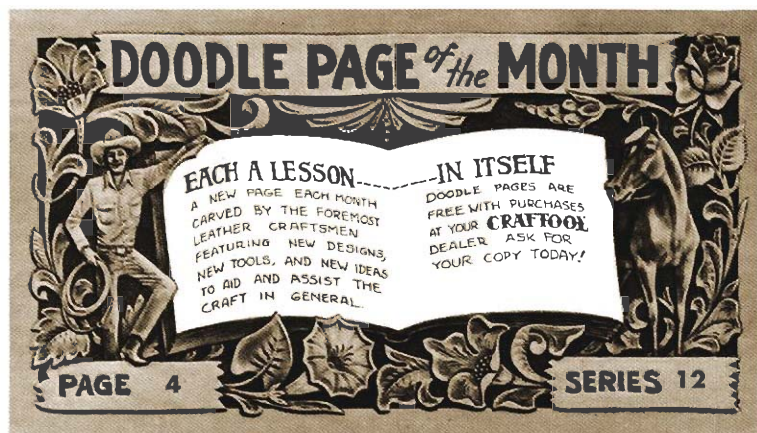

(Some Doodle Pages do not have backs)

Please note: When printing on a home printer, the edges may get cut off. To avoid this, make sure “Page Scaling” is set to “Shrink to Printable Area” in the Adobe Reader print dialogue box. This will decrease the size of the Doodle Page a very small amount.



You may take this PDF file to your local print shop to have the full-size pages printed for your own personal use.





QUAIL SCENE by DICK GIEHL

Sportsmen, in general, find quail hunting interesting and challenging—a great deal of skill is required in this sport.

Generally speaking, the quail is referred to as a "game" bird. But in many places in these United States, it is not a game bird . . . the preservation of the quail is carefully guarded by law. Among those interested in preserving the quail are the farmers who maintain this bird is of much benefit to them by destroying undesirable weeds and insects yet does no damage to their crops. Quail are not commonly seen in the woods—they prefer the open spaces of heavy grass and stubble; they build their nests on the ground. Quail are quite small and have very plump bodies.

The plump form of the quail make it an ideal subject for embossing work.

Figure carving is somewhat of an exact art—that is—if you are putting a quail on a billfold, one should be able to distinguish it as a quail. Figure carving is NOT difficult . . . IF you make an accurate tracing and use the most effective tool available for the task at hand.

For example:—tools #407 and #400 could be used to assimilate the body features of the quail BUT mule foot #853 does a much more effective job. Tool #200 could be used to bevel the larger wing areas BUT lined bevelers #193 and #194 bevel wings much neater and add "realism" to the wings.

It is good to learn to be versatile in using your tools—necessity often demands this of us—but your figure carving work will be greatly enhanced by using the most suitable tool for the task.

Figure carving tool #976 bevels the outspread wing tips in a very clean-cut fashion—it produces a separation that would be difficult or impossible to attain with even the smallest beveler.

Tool #902 proved most effective in portraying the slight top-knot on quails' head. Do not stand tool upright to do this . . . use tool at an angle, utilizing only part of the tools imprint.

Tool #632 forms the eye of two of the quail. Make sure you place the eye exactly where it should be. The eyes in the quail on the left were cut and then, lightly beveled on the inside with tool #890.

Bevel the hunter and gun with tool #890. As we've said many times . . . do not cut a small figure too deep as this necessitates beveling deep which has a tendency to distort the small figure.

The smaller trees in the background were made by LIGHTLY backgrounding an area to conform with the shape of a tree using #888 . . . tilt tool one way and then another, occasionally leaving the imprint of the entire tool. Then with tool #99—here and there among the foliage—strike tool with varying degrees of force. Last of all, bevel around the outline of foliage with beveler #198.

Individually, the quail can be used on a billfold or pocket secretary. The entire picture would make an attractive album cover.

★ ★ ★ CRAFTOOL NEWS ★ ★ ★

The Doodle Digest gives you a parade of ideas from the Doodle's greatest. Over 40 of the most celebrated Doodle pages from a whole decade of leather designs.

There is even a pattern for a Doodle Digest Album. Order yours now. Here is a \$4.00 value for only \$2.95.

