



Doodle Page Digital Download

This PDF file contains 1 (one) Doodle Page. The PDF has been put together to give you options when it comes to printing. Pages and patterns that are larger than 8½x11 have been provided in two formats:



1) Full Size

If you would like to have a full size print out, take the full size pages to your local print shop and they can print it for you. All full size Doodle Pages are 11x17



2) Tiled

The tiled pages give you the option of printing the full sized Doodle Pages at home. You print the tiled pages and then assemble them to make the larger patterns.

The Doodle Page PDF files are typically laid out like this:

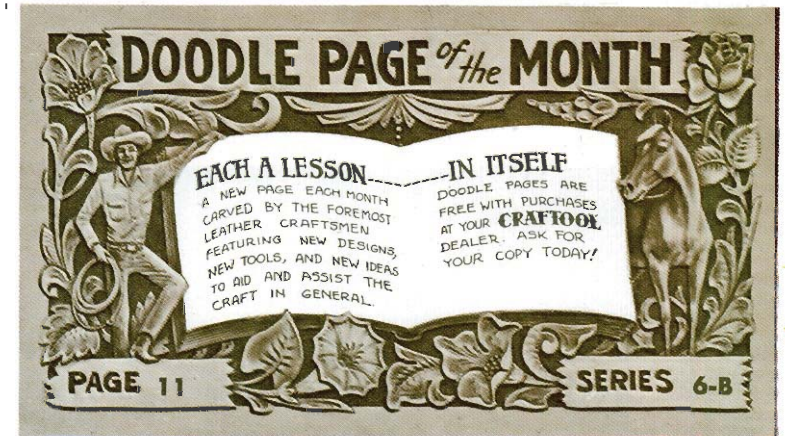
Front – full sized, front – tiled, back – full sized, back – tiled

(Some Doodle Pages do not have backs)

Please note: When printing on a home printer, the edges may get cut off. To avoid this, make sure “Page Scaling” is set to “Shrink to Printable Area” in the Adobe Reader print dialogue box. This will decrease the size of the Doodle Page a very small amount.



You may take this PDF file to your local print shop to have the full-size pages printed for your own personal use.



ORNAMENTAL ART

Part III

By JERRY JENNINGS

This Month's pattern was inspired by Italian ornamentation of the 16th century. Note the graceful flow of the design. This sophisticated style of ornamentation has greatly influenced modern leather designs. Two of the legendary griffons, portrayed in many styles of ornament, are featured in this pattern.

As in the previous patterns of this series, the decorative cuts, camouflage and veiner stamps are omitted to allow the pattern to more closely resemble the sculptured stone of the original ornament.

The #2 Modeler was used to give roundness to stems and foliage and to smooth any flaws in carving.

Craftools used:

P236	B702	H908
P975	B971	U854
P217	F976	A104
B936	F119	
B701	S847	

ALPHABET CRAFTTOOLS
 let you stamp professional letters. Simple transfer alphabet pattern from craftaid to leather; stamp and bevel.
 782 \$1.95 ea.
 781 \$1.65 ea.
 780 \$1.50 ea.





H908
S847

P217

F976

V854

F119

B702

A104

P236

B701

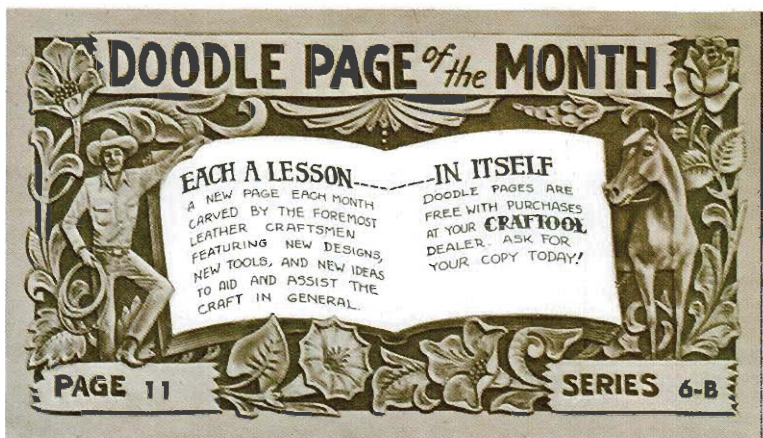
P975

B936

B971



JERRY JENNINGS



ORNAMENTAL ART

Part III

By JERRY JENNINGS

This Month's pattern was inspired by Italian ornamentation of the 16th century. Note the graceful flow of the design. This sophisticated style of ornamentation has greatly influenced modern leather designs. Two of the legendary griffons, portrayed in many styles of ornament, are featured in this pattern.

As in the previous patterns of this series, the decorative cuts, camouflage and veiner stamps are omitted to allow the pattern to more closely resemble the sculptured stone of the original ornament.

The #2 Modeler was used to give roundness to stems and foliage and to smooth any flaws in carving.

Crafttools used:

P236	B702	H908
P975	B971	U854
P217	F976	A104
B936	F119	
B701	S847	

ALPHABET CRAFTTOOLS
 let you stamp professional letters. Simple transfer alphabet pattern from craftaid to leather; stamp and bevel.

782	\$1.95 ea.
781	\$1.65 ea.
780	\$1.50 ea.

Be sure your leather tools have the CRAFTOOL name.



ABOUT THE ARTIST


CRAFTOOL CO. takes great pride in introducing a new contributing artist.

Mr. Jerry Jennings blends some 20 years of experience with leather as an art media into his creations. Educated as a commercial artist, Mr. Jennings has mastered virtually every media in the wide spectrum of art. From water color and oils to leather and on to sculpture, he has made outstanding creative contributions.

Because of his diversified background, Jerry Jennings is uniquely qualified to bring vast new dimensions to the field of leather carving artistry.

Having a natural talent for both graphic and structural art, Mr. Jennings has contributed much to leather craftsmanship in the area of assembly techniques and procedures. If you are interested in new concepts in leather artistry, watch for the name Jerry Jennings because you will always find both at the same place.

Craftool Co. welcomes this outstanding creative genius and is most happy to make his inspiration and work available to leathercraftsman everywhere through the Monthly Doodle Page.



Be sure your leather tools have the CRAFTOOL name.



ABOUT THE ARTIST

CRAFTOOL CO. takes great pride in introducing a new contributing artist.

Mr. Jerry Jennings blends some 20 years of experience with leather as an art media into his creations. Educated as a commercial artist, Mr. Jennings has mastered virtually every media in the wide spectrum of art. From water color and oils to leather and on to sculpture, he has made outstanding creative contributions.

Because of his diversified background, Jerry Jennings is uniquely qualified to bring vast new dimensions to the field of leather carving artistry.

Having a natural talent for both graphic and structural art, Mr. Jennings has contributed much to leather craftsmanship in the area of assembly techniques and procedures. If you are interested in new concepts in leather artistry, watch for the name Jerry Jennings because you will always find both at the same place.

Craftool Co. welcomes this outstanding creative genius and is most happy to make his inspiration and work available to leathercraftsman everywhere through the Monthly Doodle Page.



