



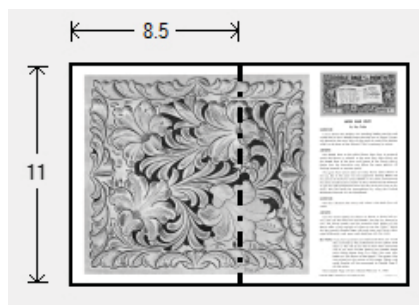
## Doodle Page Digital Download

This PDF file contains 1 (one) Doodle Page. The PDF has been put together to give you options when it comes to printing. Pages and patterns that are larger than 8½x11 have been provided in two formats:



### 1) Full Size

If you would like to have a full size print out, take the full size pages to your local print shop and they can print it for you. All full size Doodle Pages are 11x17



### 2) Tiled

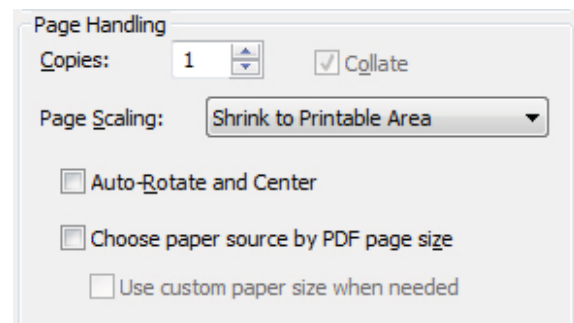
The tiled pages give you the option of printing the full sized Doodle Pages at home. You print the tiled pages and then assemble them to make the larger patterns.

The Doodle Page PDF files are typically laid out like this:

Front – full sized, front – tiled, back – full sized, back – tiled

(Some Doodle Pages do not have backs)

Please note: When printing on a home printer, the edges may get cut off. To avoid this, make sure “Page Scaling” is set to “Shrink to Printable Area” in the Adobe Reader print dialogue box. This will decrease the size of the Doodle Page a very small amount.



You may take this PDF file to your local print shop to have the full-size pages printed for your own personal use.

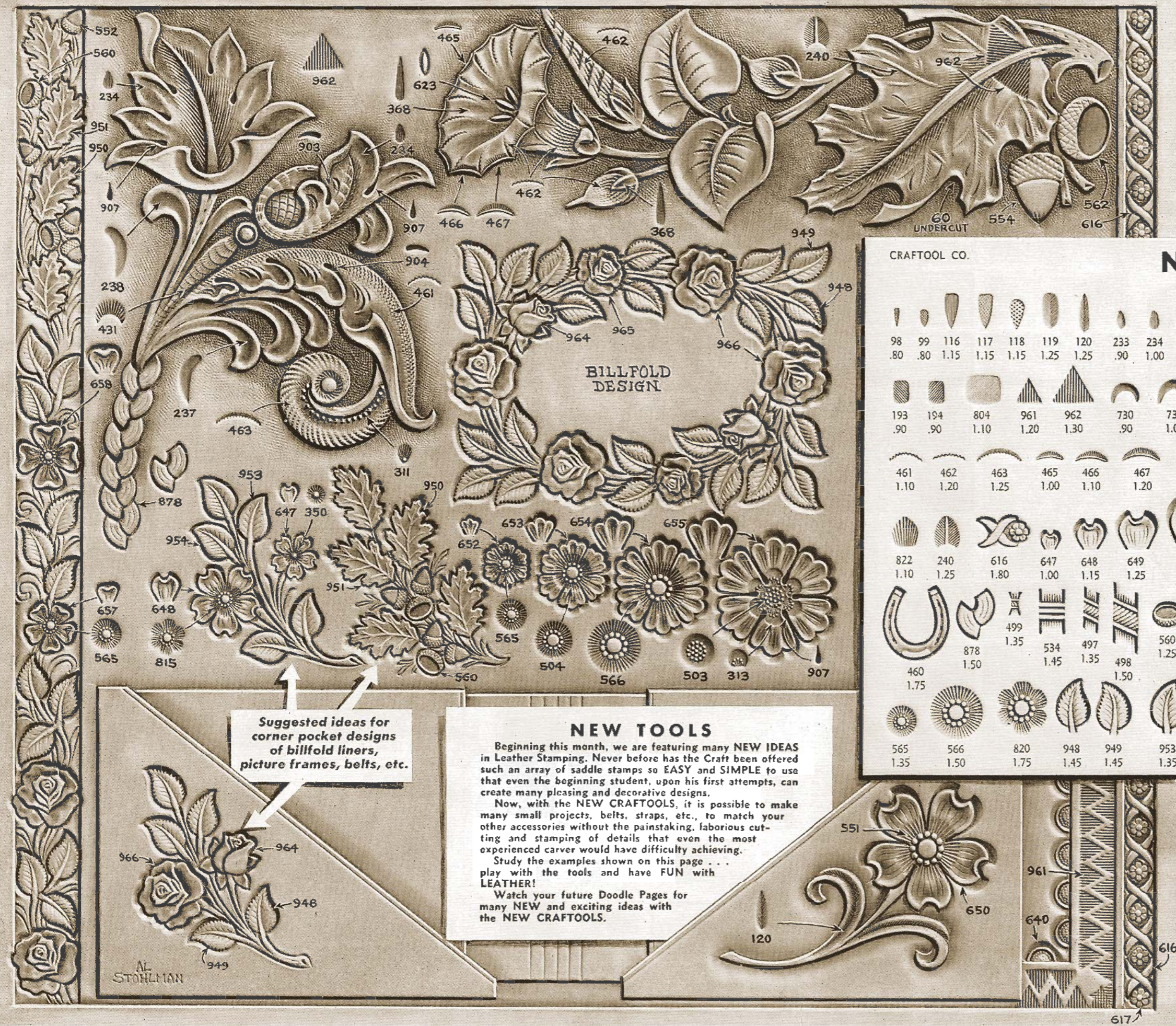
## DOODLE PAGE *of the* MONTH

**EACH A LESSON... IN ITSELF**

A NEW PAGE EACH MONTH  
CARVED BY THE FOREMOST  
WESTERN CRAFTSMEN  
FEATURING NEW DESIGNS  
NEW TOOLS AND NEW IDEAS  
TO AID AND ASSIST THE  
CRAFT IN GENERAL.

**TO RECEIVE NEXT  
MONTH'S DOODLE PAGE,  
PLEASE PRINT YOUR NAME  
AND ADDRESS ON THE COUPON  
BELOW AND MAIL TO YOUR  
CRAFT TOOL DEALER.**

**PAGE 8** **SERIES 5**



**CRAFTOOL CO. NEW TOOLS**

ACTUAL SIZE

98	99	116	117	118	119	120	233	234	235	236	367	368	369	370	371	372	373	374	237	238
.80	.80	1.15	1.15	1.15	1.25	1.25	.90	1.00	1.00	1.10	1.00	1.10	1.10	1.25	1.25	1.40	1.55	1.65	1.10	1.10
193	194	804	961	962	730	731	732	945	946	947	848	849	858	859	860					
.90	.90	1.10	1.20	1.30	.90	1.00	1.10	1.10	1.20	1.30	1.20	1.35	.90	1.00	1.20					
461	462	463	465	466	467	623	864	311	312	313	636	637	638	640	959					
1.10	1.20	1.25	1.00	1.10	1.20	.90	.60	.90	.90	.75	1.25	1.25	1.35	1.25	1.15					
822	240	616	647	648	649	650	652	653	654	655	657	658	659	660						
1.10	1.25	1.80	1.00	1.15	1.25	1.50	1.00	1.15	1.25	1.50	1.00	1.15	1.25	1.50						
460	878	499	534	497	498	560	561	562	819	964	965	966								
1.75	1.50	1.35	1.45	1.35	1.50	1.25	1.50	1.75	2.15	2.35	2.25	2.50								
565	566	820	948	949	953	954	563	564												
1.35	1.50	1.75	1.45	1.45	1.35	1.35	1.35	1.35												

*Watch for.....  
NEXT MONTH'S DOODLE PAGE!*

Suggested ideas for  
corner pocket designs  
of billfold liners,  
picture frames, belts, etc.

### NEW TOOLS

Beginning this month, we are featuring many **NEW IDEAS** in Leather Stamping. Never before has the Craft been offered such an array of saddle stamps so **EASY** and **SIMPLE** to use that even the beginning student, upon his first attempts, can create many pleasing and decorative designs.

Now, with the **NEW CRAFTOOLS**, it is possible to make many small projects, belts, straps, etc., to match your other accessories without the painstaking, laborious cutting and stamping of details that even the most experienced carver would have difficulty achieving.

Study the examples shown on this page . . . play with the tools and have **FUN** with **LEATHER!**

Watch your future Doodle Pages for many **NEW** and exciting ideas with the **NEW CRAFTOOLS**.

PRICES SLIGHTLY HIGHER IN CANADA

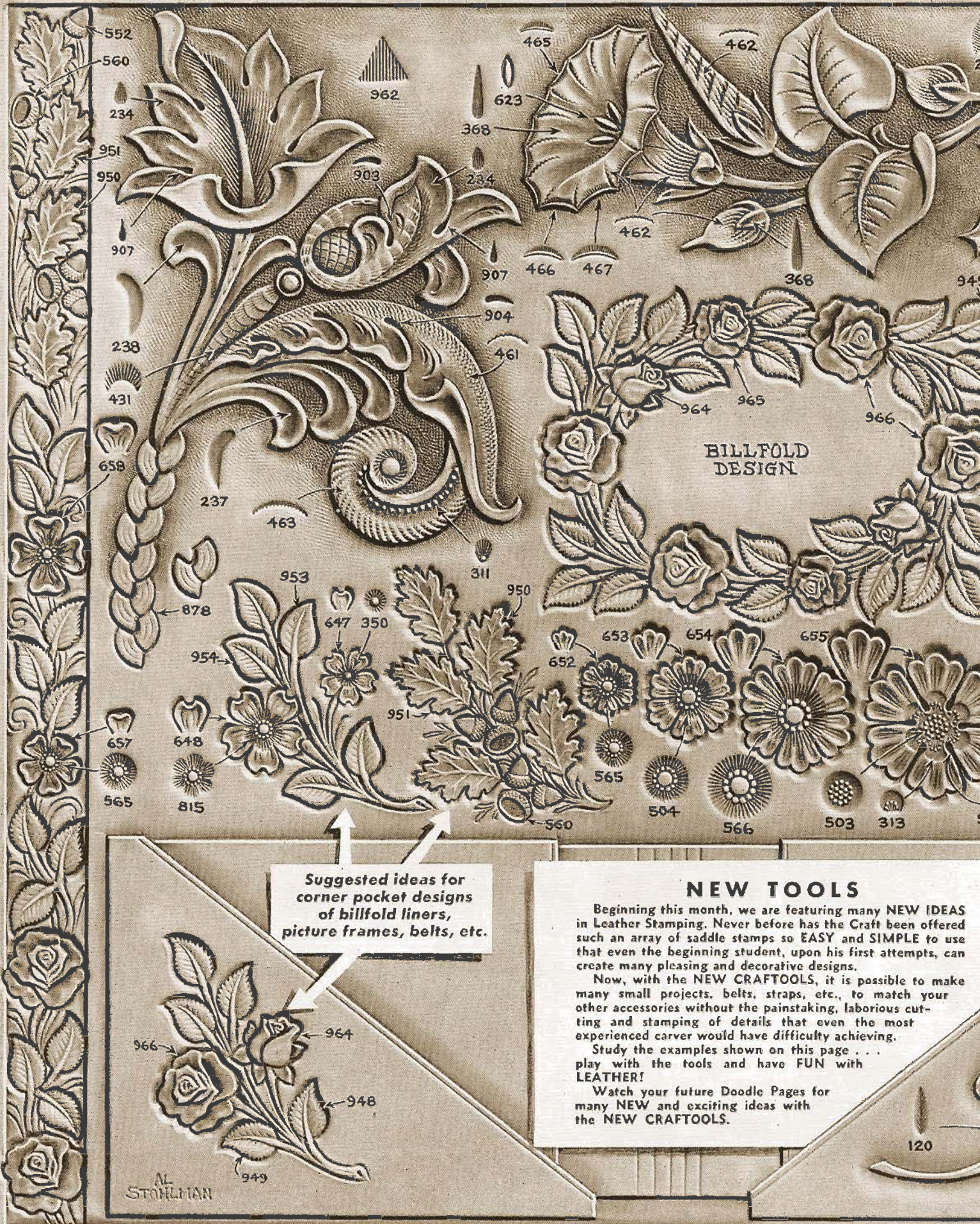
**YOUR CRAFTOOL DEALERS NAME:**

Please put my name on your mailing list for page No. 9, Series 5.

NAME \_\_\_\_\_

ADDRESS \_\_\_\_\_

CITY & STATE \_\_\_\_\_



BILFOLD DESIGN

Suggested ideas for  
corner pocket designs  
of billfold liners,  
picture frames, belts, etc.

**NEW TOOLS**

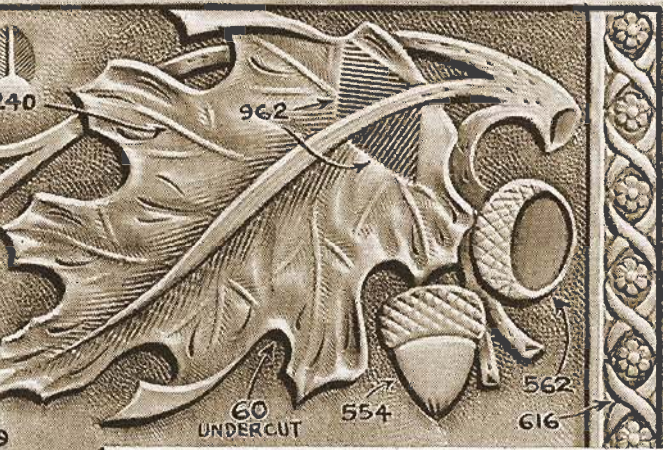
Beginning this month, we are featuring many NEW IDEAS in Leather Stamping. Never before has the Craft been offered such an array of saddle stamps so EASY and SIMPLE to use that even the beginning student, upon his first attempts, can create many pleasing and decorative designs.

Now, with the NEW CRAFTTOOLS, it is possible to make many small projects, belts, straps, etc., to match your other accessories without the painstaking, laborious cutting and stamping of details that even the most experienced carver would have difficulty achieving.

Study the examples shown on this page . . . play with the tools and have FUN with LEATHER!

Watch your future Doodle Pages for many NEW and exciting ideas with the NEW CRAFTTOOLS.

AL  
STOHLIAN



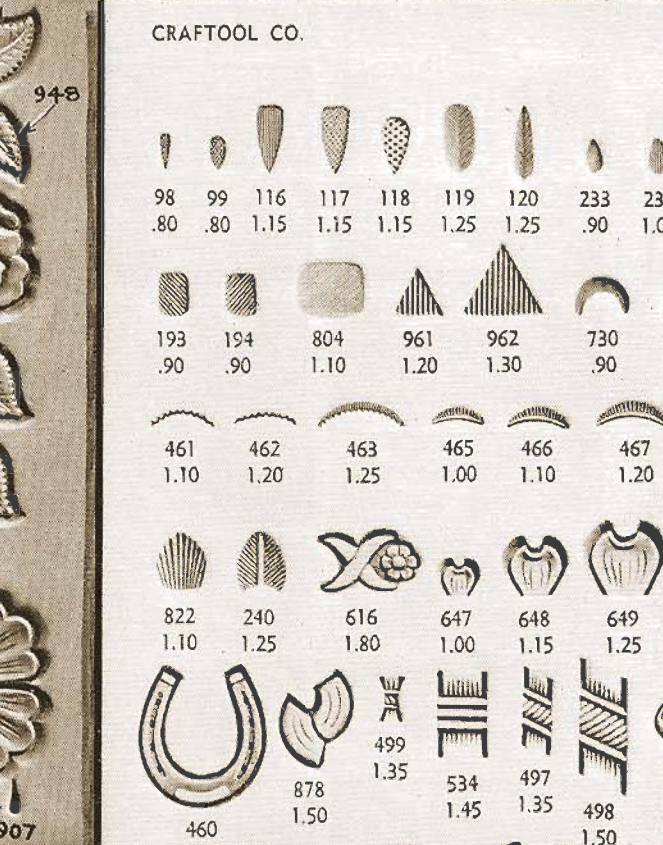
# DOODLE PAGE *of the* MONTH

**EACH A LESSON... IN ITSELF**

A NEW PAGE EACH MONTH CARVED BY THE FOREMOST WESTERN CRAFTSMEN FEATURING NEW DESIGNS NEW TOOLS AND NEW IDEAS TO AID AND ASSIST THE CRAFT IN GENERAL.

TO RECEIVE NEXT MONTH'S DOODLE PAGE, PLEASE PRINT YOUR NAME AND ADDRESS ON THE COUPON BELOW AND MAIL TO YOUR CRAFTTOOL DEALER.

**PAGE 8**
**SERIES 5**



CRAFTTOOL CO.

## NEW TOOLS

ACTUAL SIZE

98	99	116	117	118	119	120	233	234	235	236	367	368	369	370	371	372	373	374	237	238
.80	.80	1.15	1.15	1.15	1.25	1.25	.90	1.00	1.00	1.10	1.00	1.10	1.10	1.25	1.25	1.40	1.55	1.65	1.10	1.10
193	194	804	961	962	730	731	732	945	946	947	848	849	858	859	860					
.90	.90	1.10	1.20	1.30	.90	1.00	1.10	1.10	1.20	1.30	1.20	1.35	.90	1.00	1.20					
461	462	463	465	466	467	623	864	311	312	313	636	637	638	640	959					
1.10	1.20	1.25	1.00	1.10	1.20	.90	.60	.90	.90	.75	1.25	1.25	1.35	1.25	1.15					
822	240	616	647	648	649	650	652	653	654	655	657	658	659	660						
1.10	1.25	1.80	1.00	1.15	1.25	1.50	1.00	1.15	1.25	1.50	1.00	1.15	1.25	1.50						
460	878	499	534	497	498	560	561	562	819	964	965	966								
1.75	1.50	1.35	1.45	1.35	1.50	1.25	1.50	1.75	2.15	2.35	2.25	2.50								
565	566	820	948	949	953	954	563	564												
1.35	1.50	1.75	1.45	1.45	1.35	1.35	1.35	1.35												

*Watch for.....*  
**NEXT MONTH'S DOODLE PAGE!**



PRICES SLIGHTLY HIGHER IN CANADA

**YOUR CRAFTTOOL DEALERS NAME:**

Please put my name on your mailing list for page No. 9, Series 5.

NAME \_\_\_\_\_

ADDRESS \_\_\_\_\_

CITY & STATE \_\_\_\_\_