




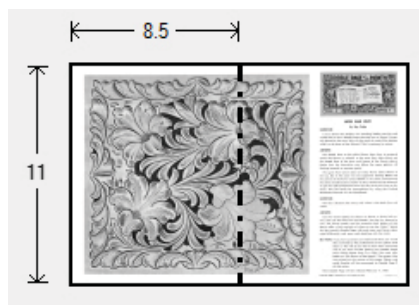
Doodle Page Digital Download

This PDF file contains 1 (one) Doodle Page. The PDF has been put together to give you options when it comes to printing. Pages and patterns that are larger than 8½x11 have been provided in two formats:



1) Full Size

If you would like to have a full size print out, take the full size pages to your local print shop and they can print it for you. All full size Doodle Pages are 11x17



2) Tiled

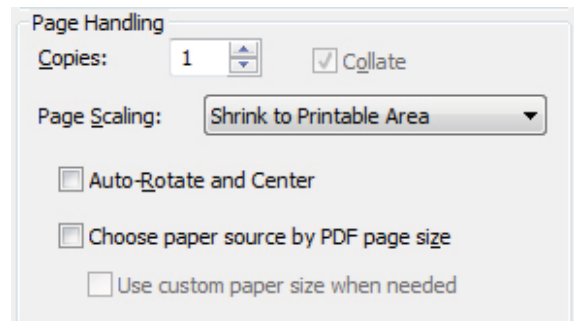
The tiled pages give you the option of printing the full sized Doodle Pages at home. You print the tiled pages and then assemble them to make the larger patterns.

The Doodle Page PDF files are typically laid out like this:

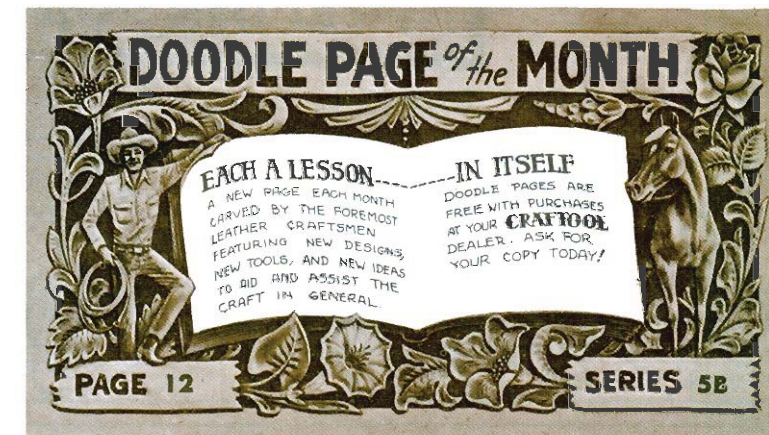

Front – full sized, front – tiled, back – full sized, back – tiled

(Some Doodle Pages do not have backs)

Please note: When printing on a home printer, the edges may get cut off. To avoid this, make sure “Page Scaling” is set to “Shrink to Printable Area” in the Adobe Reader print dialogue box. This will decrease the size of the Doodle Page a very small amount.



You may take this PDF file to your local print shop to have the full-size pages printed for your own personal use.



NEW ENGLAND ASTER

by Al Stohlman

The New England Aster is characterized by leaves which have two "ears" projecting around the stem. The flowers are often colored a deep violet or purple, occasionally white or pink. This flower grows in the meadows and woodland openings from Quebec to Maryland and westward to Alberta, Kansas and Kentucky. This is definitely a flower pattern for the Eastern leather carvers.

In simulating the seeds, I have used the elongated seed tools. Naturally, the smaller the flower, the smaller the seed tool. Here, again, the Inverted carving technique is very effective. This method of carving is much faster especially where designs have large, open background areas. Few tools are needed. Study the Photo Pattern and note how the tools have been used. The pointed bevelers should always be used in the hard-to-get-at areas, to accent the detail. The leaves are very simple to work. All that is required is to bevel them with a minimum of pear shading work. The veins are very effectively cut in with the swivel knife. In my opinion, the knife is better for veining than a regular veining tool, as the shapes of the leaves are not consistent with one another. You will notice in the Inverted carving designs . . . there are portions that must be carved in the regular manner. These are the areas where one part of the design overlaps another. Outside of this, all of the outlines of the design are stamped in the inverted manner. Once you "get the hang" of this type of carving; you will like its speed and simplicity.

ALPHABET CRAFTTOOLS

Alphabet Crafttools let you stamp professional letters without a swivel knife. Simply transfer alphabet pattern from craftaid to leather; stamp and bevel. Fast and easy. Especially good for beginning craftsmen; and for professionals who sell their leatherwork.



# 780 Alphabet Crafttool	\$1.50 ea.
# 781 Alphabet Crafttool	\$1.65 ea.
# 782 Alphabet Crafttool	\$1.95 ea.

This Doodle Page Compliments of

INVERTED
CARVING

P368

F976

TRACING
PATTERNS
ON
REVERSE
SIDE

P703

VEIN...WITH
KNIFE CUTS

A104 F898 F899 F900

BACKGROUND
TOOLS

F898

A104

P368

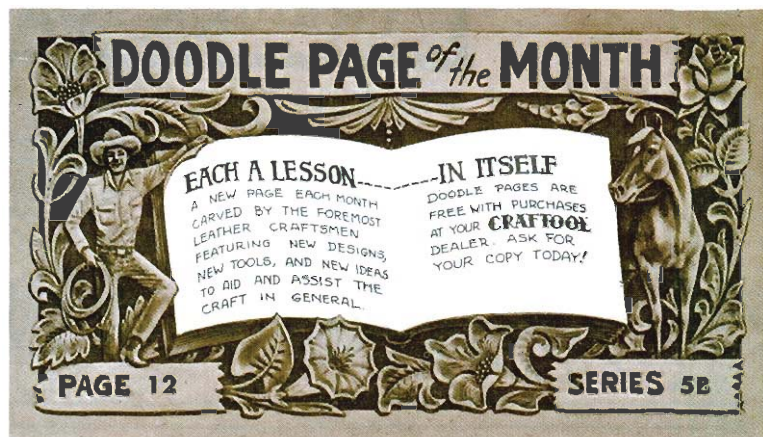
BACKGROUND WITH MATTING TOOLS

A99

A98

NAME
OR
INITIALS

"LINE" STEMS WITH HAIR BLADE - 100 M



NEW ENGLAND ASTER

by Al Stohlman

The New England Aster is characterized by leaves which have two "ears" projecting around the stem. The flowers are often colored a deep violet or purple, occasionally white or pink. This flower grows in the meadows and woodland openings from Quebec to Maryland and westward to Alberta, Kansas and Kentucky. This is definitely a flower pattern for the Eastern leather carvers.

In simulating the seeds, I have used the elongated seed tools. Naturally, the smaller the flower, the smaller the seed tool. Here, again, the Inverted carving technique is very effective. This method of carving is much faster especially where designs have large, open background areas. Few tools are needed. Study the Photo Pattern and note how the tools have been used. The pointed bevelers should always be used in the hard-to-get-at areas, to accent the detail. The leaves are very simple to work. All that is required is to bevel them with a minimum of pear shading work. The veins are very effectively cut in with the swivel knife. In my opinion, the knife is better for veining than a regular veining tool, as the shapes of the leaves are not consistent with one another. You will notice in the Inverted carving designs . . . there are portions that must be carved in the regular manner. These are the areas where one part of the design overlaps another. Outside of this, all of the outlines of the design are stamped in the inverted manner. Once you "get the hang" of this type of carving; you will like its speed and simplicity.

ALPHABET CRAFTTOOLS

Alphabet Crafttools let you stamp professional letters without a swivel knife. Simply transfer alphabet pattern from craftaid to leather; stamp and bevel. Fast and easy. Especially good for beginning craftsmen; and for professionals who sell their leatherwork.



for professional letters
without swivel knife













#780 Alphabet Crafttool	\$1.50 ea.
#781 Alphabet Crafttool	\$1.65 ea.
#782 Alphabet Crafttool	\$1.95 ea.

This Doodle Page Compliments of


TRACING PATTERNS

COLORING SUGGESTIONS :


COLOR FORMULAS SHOWN ARE FOR COVA DYES.
OTHER DYES WILL REQUIRE DIFFERENT FORM-
ULAS. EXPERIMENT ON SCRAPS OF LEATHER.

	8 PARTS WHITE
	1 PART BLUE
	3 PARTS RED
	12 PARTS WHITE
	1 PART BLUE
	3 PARTS RED
	3 PARTS WHITE
	4 PARTS GREEN
	1 PART ORANGE
	3 PARTS WHITE
	6 PARTS GREEN
	1 PART ORANGE

1 1/2" BELT DESIGN




BILLFOLD DESIGN



6-HOOK KEY CASE



"JIFFY" PURSE 1/2 PATTERN



ORANGE
FLOWER
CENTERS

USE BOOKS OR
MAGAZINES TO
AID IN COLORING
YOUR FLOWERS
CORRECTLY.

NEW ENGLAND
ASTER

AL
STOHLMAN

