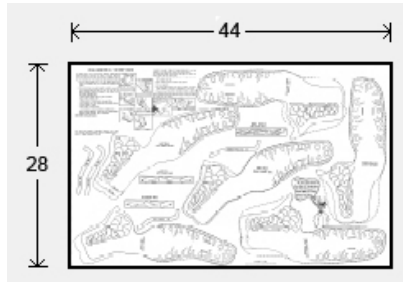




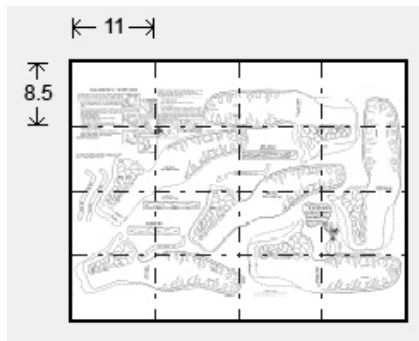
Pattern Digital Download

This PDF file contains 1 (one) full pattern package. The PDF has been put together to give you options when it comes to printing. Pages and patterns that are larger than 8½x11 have been provided in two formats:



1) Full Size

If you would like to have a full size print out, take the full size pages to your local print shop and they can print it for you.



2) Tiled

The tiled pages give you the option of printing the larger patterns at home. You print the tiled pages and then assemble them to make the larger patterns.

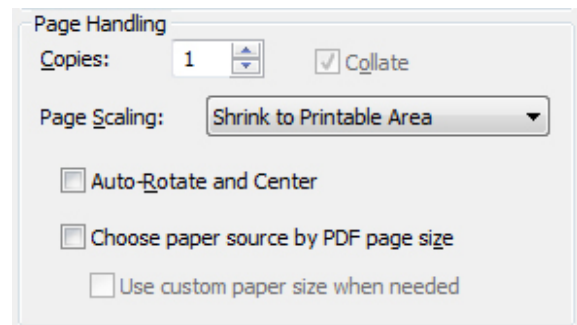
The pattern PDF files are typically laid out like this:

Cover(if applicable), instructions sheets (if applicable), pattern 1 – full sized, pattern 1 – tiled, pattern 2 – full sized, pattern 2 – tiled, pattern 3 – full sized, pattern 3 – tiledetc

Please note: When printing on a home printer, the edges may get cut off. To avoid this, make sure “Page Scaling” is set to “Shrink to Printable Area” in the Adobe Reader print dialogue box. This will decrease the size of the pattern a very small amount.

NOTE: Digital kit patterns do not include any kit parts that they may reference.

NOTE: Some patterns may reference tools, and other items no longer available.



You may take this PDF file to your local print shop to have the full-size pages printed for your own personal use.

This premium content has been published by Tandy Leather, 1900 South East Loop 820, Ft. Worth, TX 76140. Copyright © 2018 by Tandy Leather, all rights reserved. The contents of this publication may not be reproduced either in whole or in part without the consent of the copyright owner.

Please respect the copyright by not forwarding or distributing this document.



DIGITAL MEDIA FOR LEATHERCRAFTERS
LeathercraftLibrary.com

MOTORCYCLE SEAT PATTERN

(Featured in 1808 Perfered Customer flyer)

Design by Abby Tamez. Pattern is reproduced at 100%.


Visit tandyleather.com for all the supplies needed to complete this project.

Visit LeathercraftLibrary.com for more great carving patterns.

Print on 11 x 17 paper



You Will Need:



Optional:

Crafttool® Pro
Hairbalde Pencil
88012-00

JOIN WITH OTHER HALF

