



Doodle Page Digital Download

This PDF file contains 1 (one) Doodle Page. The PDF has been put together to give you options when it comes to printing. Pages and patterns that are larger than 8½x11 have been provided in two formats:



1) Full Size

If you would like to have a full size print out, take the full size pages to your local print shop and they can print it for you. All full size Doodle Pages are 11x17



2) Tiled

The tiled pages give you the option of printing the full sized Doodle Pages at home. You print the tiled pages and then assemble them to make the larger patterns.

The Doodle Page PDF files are typically laid out like this:

Front – full sized, front – tiled, back – full sized, back – tiled

(Some Doodle Pages do not have backs)

Please note: When printing on a home printer, the edges may get cut off. To avoid this, make sure “Page Scaling” is set to “Shrink to Printable Area” in the Adobe Reader print dialogue box. This will decrease the size of the Doodle Page a very small amount.



You may take this PDF file to your local print shop to have the full-size pages printed for your own personal use.

CRAFTOOL KIT No. 5

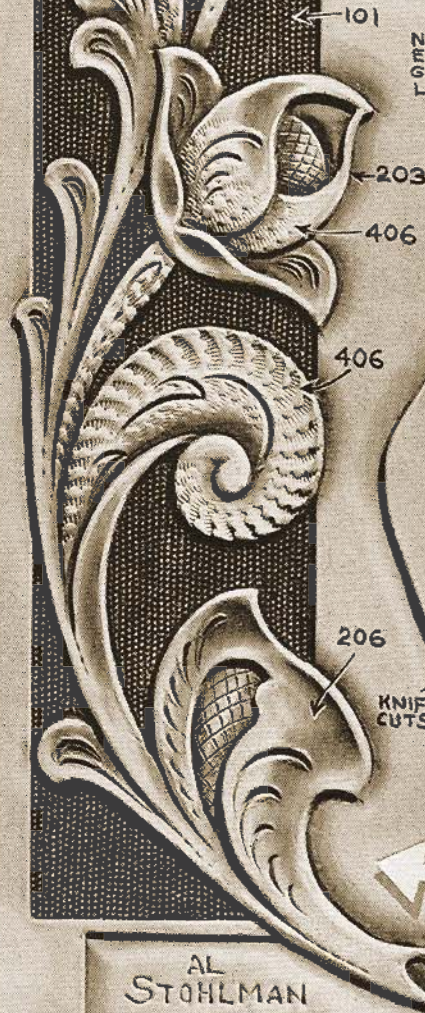
THIS ENTIRE PAGE WAS CARVED WITH ONLY THE 5 TOOLS IN THE No. 5 KIT.



KNIFE CUTS

NOTE INTERESTING EFFECT OF BACKGROUND TOOL AT LEFT.

ALTERNATE FLOWERS FOR THE KEY-CASE PATTERN IN THE CRAFTOOL KIT No. 5



KNIFE CUTS

MAKE YOUR OWN DESIGN USING THESE LEAVES & FLOWERS. — HAVE FUN!

AL STOHLMAN

KEY-CASE

1 1/2" BELT

CARVED WITH ONLY THE TOOLS IN THE No. 5 KIT.



USE No. 203 FOR ALL BEVELING

KNIFE CUTS

203

406

206

406

206

101



EDITOR'S NOTE!
NOTICE HOW THE No. 406 WAS USED TO SIMULATE THE FISH SCALES. FOR OTHER INTERESTING USES OF YOUR TOOLS, SEE AL'S BOOKS: "FIGURE CARVING" & "HOW TO CARVE LEATHER" AT YOUR CRAFTOOL DEALERS. BOTH ARE TOPS!

CRAFTTOOLS of the MONTH
FEATURING TOOLS OF THE No. 5 KIT AND WHAT YOU CAN MAKE WITH THEM.



406 203 101 406 206

DOODLE PAGE of the MONTH

EACH A LESSON

A NEW PAGE EACH MONTH CARVED BY THE FOREMOST WESTERN CRAFTSMEN FEATURING NEW DESIGNS, NEW TOOLS AND NEW IDEAS TO AID AND ASSIST THE CRAFT IN GENERAL.

IN ITSELF

TO RECEIVE NEXT MONTH'S DOODLE PAGE, PLEASE PRINT YOUR NAME AND ADDRESS ON THE COUPON BELOW AND MAIL TO YOUR CRAFTOOL DEALER.

PAGE 2
SERIES 5

HAVE FUN WITH LEATHER

Beginning this month, the Craftool Co. is offering a series of Doodle Pages featuring the Craftool Kits. Alternate flowers and designs will be shown as well as various methods of using the Kit tools.

HOW TO START

The Craftool Kit No. 5 is featured this month. The Kit consists of a 37 Hole Plastic Rack, swivel cutter, four saddle stamps and key-case pattern, shown below, with clear, easy-to-follow assembly sketches. These five tools are "musts" for every leather carver.

WHAT YOU CAN MAKE

This month's page was carved with ONLY THE TOOLS IN THE No. 5 KIT. Closely study the methods used and try to adapt their uses to other patterns. Note how the decorative cuts enhance blank areas of the design. The swivel knife was also used to cut the "mule-foot" effects on the key-case design. This Doodle Page should offer conclusive proof that with only five tools and a small piece of leather and the desire to learn, success can be achieved by the self-taught student. Save this Doodle Page... it'll come in mighty handy when using the tools in the No. 5 Kit.

Watch for the NEW issue of Lucky Seven. It's Bigger & Better!



KEY-CASE

This pattern and complete assembly instructions are included in the Craftool Kit No. 5. Extra copies available at..... 25c

YOUR CRAFTOOL DEALERS NAME: _____

Please put my name on your mailing list for page No. 3, Series 5.

NAME: _____

ADDRESS: _____

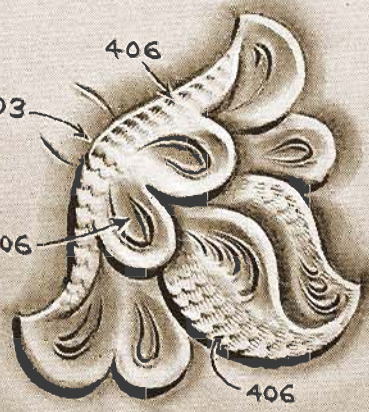
CITY & STATE: _____



406 206 203 BEVEL 101

CRAFTOOL KIT No. 5

THIS ENTIRE PAGE WAS CARVED WITH ONLY THE 5 TOOLS IN THE No. 5 KIT.



NOTE INTERESTING EFFECT OF BACKGROUND TOOL AT LEFT.

ALTERNATE FLOWERS FOR THE KEY-CASE PATTERN IN THE CRAFTOOL KIT No. 5




MAKE YOUR OWN DESIGN USING THESE LEAVES & FLOWERS. — HAVE FUN!

KEY-CASE } CARVED WITH ONLY THE TOOLS IN THE No. 5 KIT.
1 1/2" BELT

AL STOHLMAN



406



EDITOR'S NOTE!
NOTICE HOW THE No. 406 WAS USED TO SIMULATE THE FISH SCALES. FOR OTHER INTERESTING USES OF YOUR TOOLS, SEE AL'S BOOKS: "FIGURE CARVING" & "HOW TO CARVE LEATHER" AT YOUR CRAFTTOOL DEALERS. BOTH ARE TOPS.

CRAFTTOOLS of the MONTH

FEATURING TOOLS OF THE No. 5 KIT AND WHAT YOU CAN MAKE WITH THEM.



406

203

101

206



REPEAT BELT DESIGN AS OFTEN AS NECESSARY

DOODLE PAGE of the MONTH

EACH A LESSON... IN ITSELF

A NEW PAGE EACH MONTH CARVED BY THE FOREMOST WESTERN CRAFTSMEN FEATURING NEW DESIGNS, NEW TOOLS AND NEW IDEAS TO AID AND ASSIST THE CRAFT IN GENERAL.

TO RECEIVE NEXT MONTH'S DOODLE PAGE, PLEASE PRINT YOUR NAME AND ADDRESS ON THE COUPON BELOW AND MAIL TO YOUR CRAFTTOOL DEALER.

PAGE 2 SERIES 5

HAVE FUN WITH LEATHER

Beginning this month, the Crafttool Co. is offering a series of Doodle Pages featuring the Crafttool Kits. Alternate flowers and designs will be shown as well as various methods of using the Kit tools.

HOW TO START

The Crafttool Kit No. 5 is featured this month. The Kit consists of a 37 Hole Plastic Rack, swivel cutter, four saddle stamps and key-case pattern, shown below, with clear, easy-to-follow assembly sketches. These five tools are "musts" for every leather carver.

WHAT YOU CAN MAKE

This month's page was carved with ONLY THE TOOLS IN THE No. 5 KIT. Closely study the methods used and try to adapt their uses to other patterns. Note how the decorative cuts enhance blank areas of the design. The swivel knife was also used to cut the "mule-foot" effects on the key-case design. This Doodle Page should offer conclusive proof that with only five tools and a small piece of leather and the desire to learn, success can be achieved by the self-taught student. Save this Doodle Page . . . it'll come in mighty handy when using the tools in the No. 5 Kit.

Watch for the NEW issue of Lucky Seven. It's Bigger & Better!



KEY-CASE

This pattern and complete assembly instructions are included in the Crafttool Kit No. 5. Extra copies available at.....25c

YOUR CRAFTTOOL DEALERS NAME:

Please put my name on your mailing list for page No. 3, Series 5.

NAME: _____

ADDRESS: _____

CITY & STATE: _____