




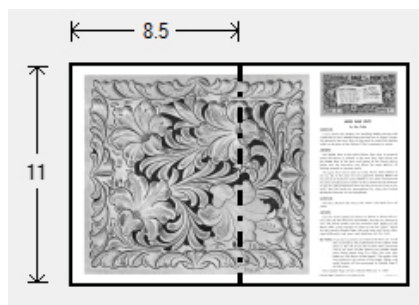
## Doodle Page Digital Download

This PDF file contains 1 (one) Doodle Page. The PDF has been put together to give you options when it comes to printing. Pages and patterns that are larger than 8½x11 have been provided in two formats:



### 1) Full Size

If you would like to have a full size print out, take the full size pages to your local print shop and they can print it for you. All full size Doodle Pages are 11x17



### 2) Tiled

The tiled pages give you the option of printing the full sized Doodle Pages at home. You print the tiled pages and then assemble them to make the larger patterns.

The Doodle Page PDF files are typically laid out like this:

Front – full sized, front – tiled, back – full sized, back – tiled

(Some Doodle Pages do not have backs)

Please note: When printing on a home printer, the edges may get cut off. To avoid this, make sure “Page Scaling” is set to “Shrink to Printable Area” in the Adobe Reader print dialogue box. This will decrease the size of the Doodle Page a very small amount.



You may take this PDF file to your local print shop to have the full-size pages printed for your own personal use.



**DOODLE PAGE of the MONTH**

**EACH A LESSON**  
 A NEW PAGE EACH MONTH  
 CARVED BY THE FOREMOST  
 LEATHER CRAFTSMEN.  
 FEATURING NEW DESIGNS,  
 NEW TOOLS, AND NEW IDEAS  
 TO AID AND ASSIST THE  
 CRAFT IN GENERAL.

**IN ITSELF**  
 DOODLE PAGES ARE  
 FREE WITH PURCHASES  
 AT YOUR CRAFTTOOL  
 DEALER. ASK FOR  
 YOUR COPY TODAY!

**PAGE 10** **SERIES 7**

**HAVE FUN WITH LEATHER  
 AND EARN WHILE YOU LEARN**

Leather carving is a hobby that one can start with a few tools, some leather, and in a short time make many beautiful articles that can be sold to friends or used in lieu of expensive gifts to others, thus saving money. Another nice thing about the hobby of carving leather is that everything you make can be actually used. For it is either worn or carried by the user day after day, year in and year out. In today's machine age with our geared-up production lines things made by hand have a high value and are held in high esteem.



This Doodle Page of the Month, carved by Fletcher Whitlow, is a good example of what can be done by using **only** the nine tools in the No. 9 Crafttool Kit. The matching wallet, key case, and belt, offer something new to these pages in that the designs combine **two** flowers. The student of leather carving can compare this work with the work shown on last month's page. Then through practice learning to use the tools and comparing his own work with that of the master craftsman.

Watch for Doodle Page No. 12 carved by Jack McDougall, outstanding teacher, designer, and master craftsman, showing how a simple flower can be embellished by adding to it certain tools and making certain changes both interesting and enlightening.

If you have any ideas or suggestions you would like to have shown on the Doodle Pages please send them in. We have a monthly tool award for those whose ideas are used. Remember it is the idea itself that counts and not the skill with which it is carried out.



FEATURING TOOLS  
 IN THE No. 9 KIT  
 AND WHAT YOU CAN  
 MAKE WITH THEM.

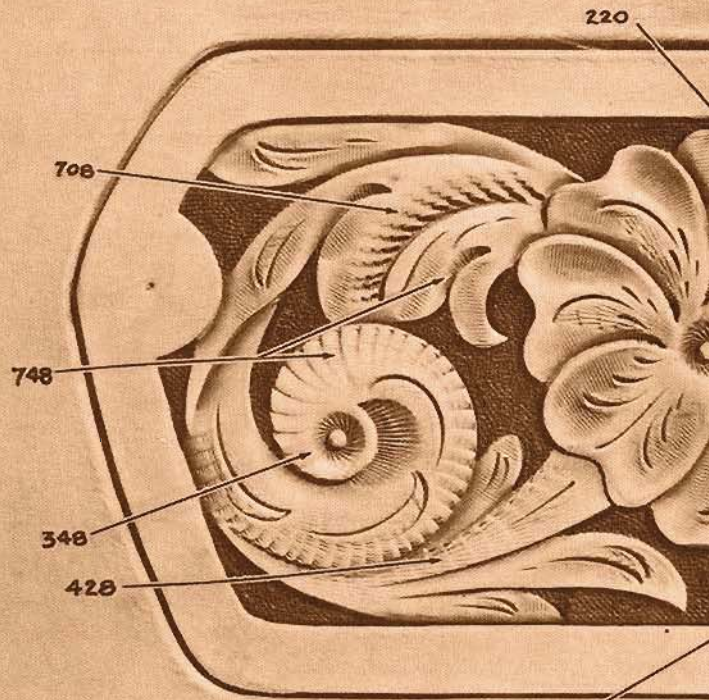
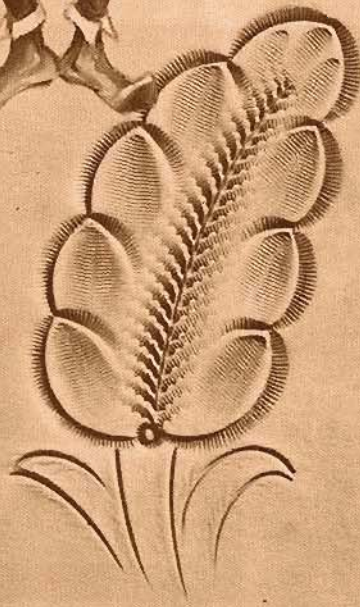


FLETCHER WHITLOW




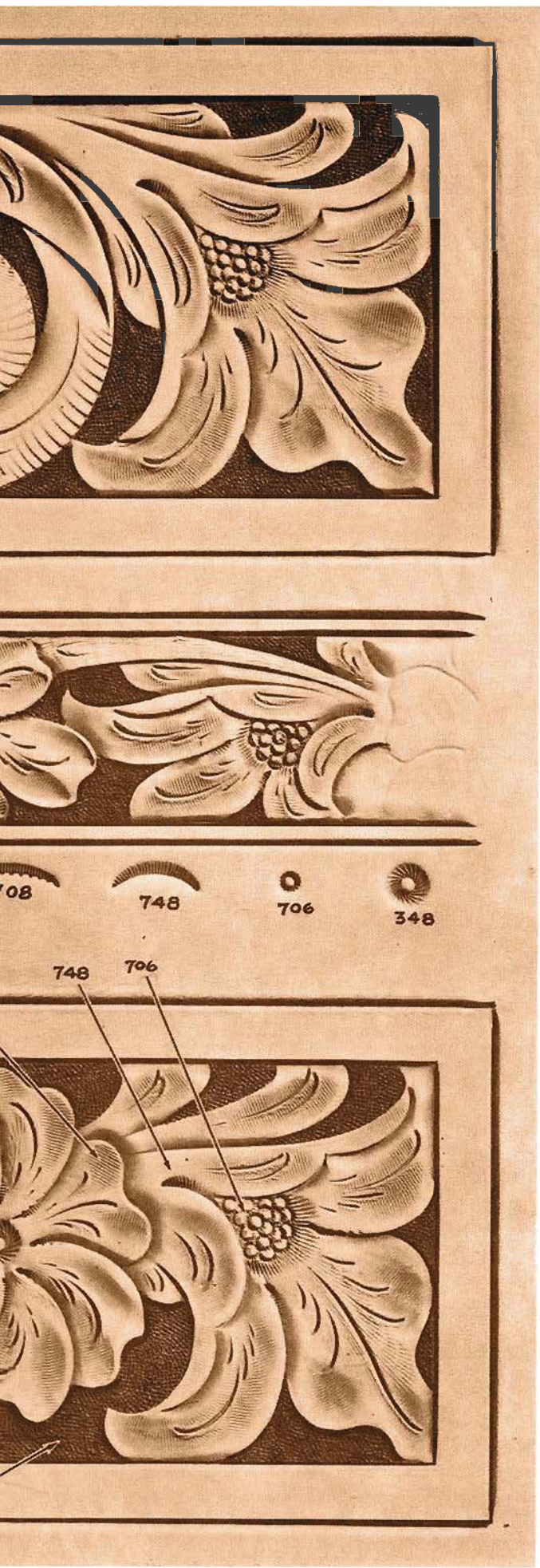


FEATURING TOOLS  
IN THE No. 9 KIT  
AND WHAT YOU CAN  
MAKE WITH THEM.



FLETCHER WILD





**HAVE FUN WITH LEATHER  
AND EARN WHILE YOU LEARN**

Leather carving is a hobby that one can start with a few tools, some leather, and in a short time make many beautiful articles that can be sold to friends or used in lieu of expensive gifts to others, thus saving money. Another nice thing about the hobby of carving leather is that everything you make can be actually used. For it is either worn or carried by the user day after day, year in and year out. In today's machine age with our geared-up production lines things made by hand have a high value and are held in high esteem.

This Doodle Page of the Month, carved by Fletcher Whitlow, is a good example of what can be done by using **only** the nine tools in the No. 9 Craftool Kit. The matching wallet, key case, and belt, offer something new to these pages in that the designs combine **two** flowers. The student of leather carving can compare this work with the work shown on last month's page. Then through practice learning to use the tools and comparing his own work with that of the master craftsman.

Watch for Doodle Page No. 12 carved by Jack McDougall, outstanding teacher, designer, and master craftsman, showing how a simple flower can be embellished by adding to it certain tools and making certain changes both interesting and enlightening.

If you have any ideas or suggestions you would like to have shown on the Doodle Pages please send them in. We have a monthly tool award for those whose ideas are used. Remember it is the idea itself that counts and not the skill with which it is carried out.