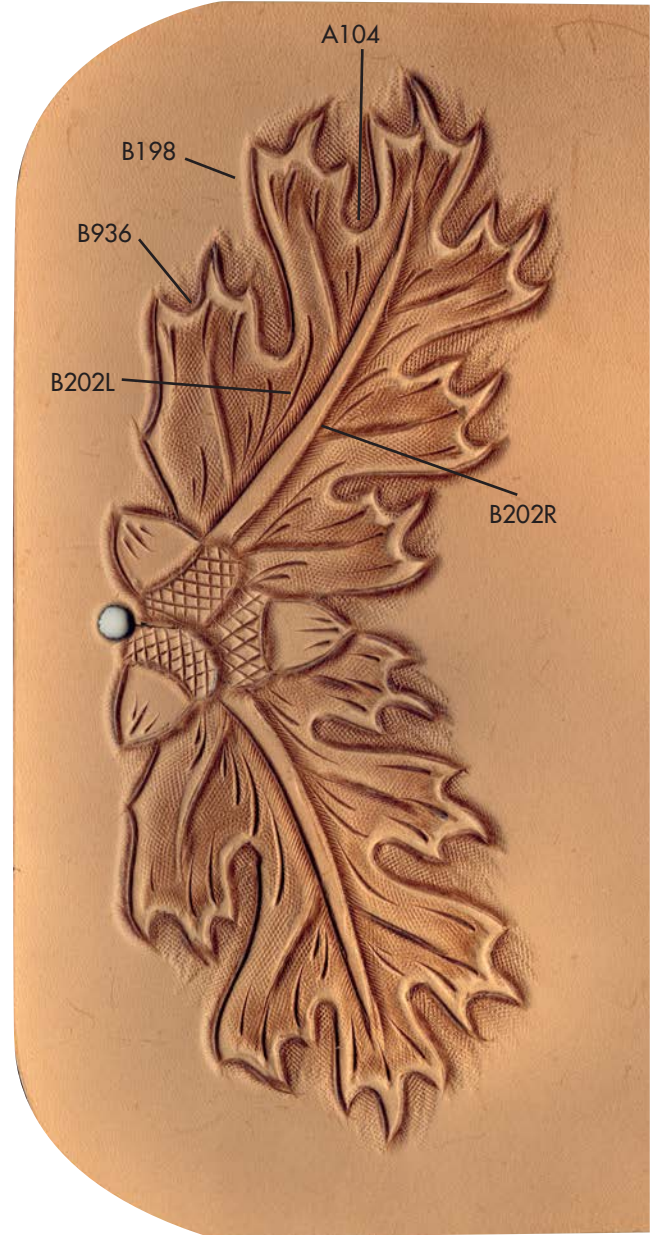




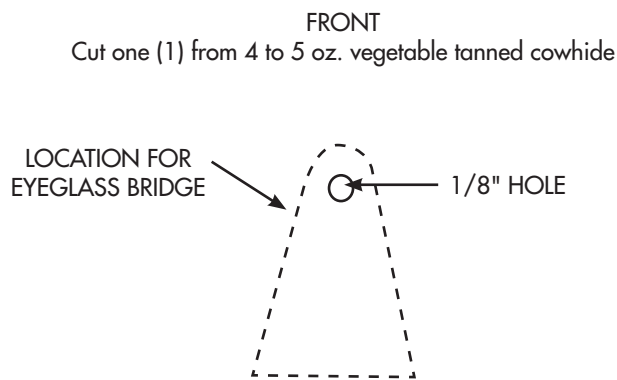
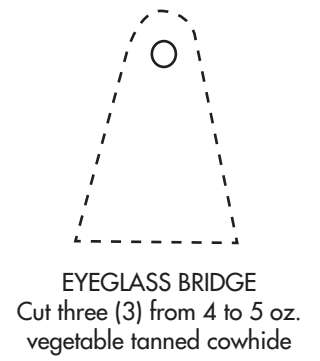
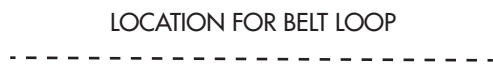



DIGITAL MEDIA FOR LEATHERCRAFTERS  
**LeathercraftLibrary.com**  
**HAND CRAFTED EYEGLASS CASE**  
 Design by George Hurst

Pattern is reproduced at 100%.  
 Visit [www.tandy.com](http://www.tandy.com) for all the supplies needed to complete this project.  
 Visit [www.LeadercraftLibrary.com](http://www.LeadercraftLibrary.com) for more great carving patterns.



**BACK AND FLAP**  
 Cut one (1) from 4 to 5 oz. vegetable tanned cowhide





7MM BUTTONHOLE PUI

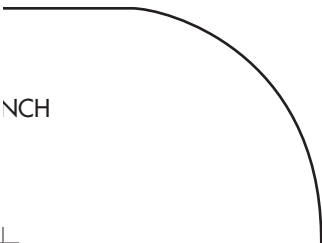
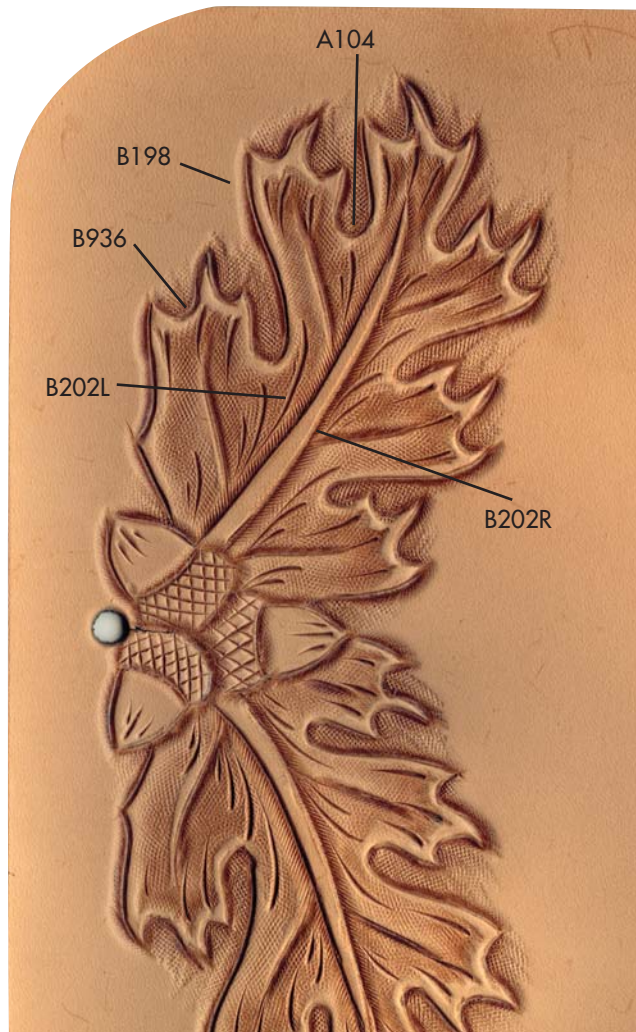


DIGITAL MEDIA FOR LEATHERCRAFTERS  
**LeathercraftLibrary.com**  
**HAND CRAFTED EYEGLASS CASE**

Design by George Hurst

Pattern is reproduced at 100%.

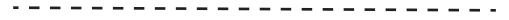
Visit [www.tandyleather.com](http://www.tandyleather.com) for all the  
supplies needed to complete this project.  
Visit [www.LeadercraftLibrary.com](http://www.LeadercraftLibrary.com) for more  
great carving patterns.



NCH

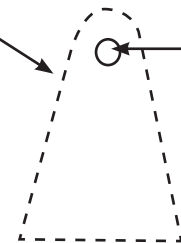
BACK AND FLAP  
Cut one (1) from 4 to 5 oz. vegetable tanned cowhide

LOCATION FOR BELT LOOP



FRONT  
Cut one (1) from 4 to 5 oz. vegetable tanned cowhide

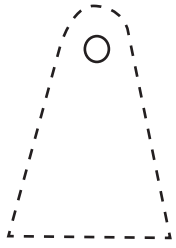
LOCATION FOR  
EYEGASS BRIDGE



1/8" HOLE



©2014 Tandy Leather. All rights reserved.



EYEGGLASS BRIDGE  
Cut three (3) from 4 to 5 oz.  
vegetable tanned cowhide

OPTIONAL BELT LOOP

Cut one (1)  
from 4 to 5 oz. vegetable  
tanned cowhide

