



Doodle Page Digital Download

This PDF file contains 1 (one) Doodle Page. The PDF has been put together to give you options when it comes to printing. Pages and patterns that are larger than 8½x11 have been provided in two formats:



1) Full Size

If you would like to have a full size print out, take the full size pages to your local print shop and they can print it for you. All full size Doodle Pages are 11x17



2) Tiled

The tiled pages give you the option of printing the full sized Doodle Pages at home. You print the tiled pages and then assemble them to make the larger patterns.

The Doodle Page PDF files are typically laid out like this:



Front – full sized, front – tiled, back – full sized, back – tiled

(Some Doodle Pages do not have backs)

Please note: When printing on a home printer, the edges may get cut off. To avoid this, make sure “Page Scaling” is set to “Shrink to Printable Area” in the Adobe Reader print dialogue box. This will decrease the size of the Doodle Page a very small amount.



You may take this PDF file to your local print shop to have the full-size pages printed for your own personal use.



"DOODLING"

By AL STOHLMAN

The art of doodling stems from the desire to originate. Many of our outstanding carvers and designers of today were, at one time, just amateurs who, as they learned to carve, were not content to just copy the work of others. Instead they tried to do something different, and by trying various combinations of tools came up with certain characteristics that made their style of carving different. As they became more proficient they originated new designs, and then through practice, learned to carve "free hand."

Today the leather craftsman can eliminate the long hours of practice that was necessary not too long ago, and through the medium of using combinations of Crafttools and Craftaids come up with literally hundreds of new and different ways of making their work different.

This doodle page, both front and back, was carved by Al Stohlman to show you just some of the many combinations made possible with one of the new Craftaids for '56. Nearly every design on both sides of this doodle page was done with the aid of Craftaid 2790, and we couldn't give you a better tip than to tell you that every real craftsman will find a thousand uses for this most versatile tool!

Yes, we here at Craftool consider **all** of our templates as **tools**. Tools to help you do better work!

COMING SOON

Due to the many requests for pictures in leather we are now making up picture kits so that **you** too can make your own. Figures can be arranged in various grouping of **your** choice. For use in the den, T.V. room, or mountain cabin. Please ask for them at your Craftool dealer.

Doodle pages are free with purchases at all Craftool dealers. Order your copy today! This is our 76th doodle page.

WITH

CRAFTAID
No. 2707

- ③
STAMP
CRAFTOOL
NO. 563

OTHER HALF
IS SHOWN
COMPLETELY
CARVED.

CRAFTAID
No. 2790

DRESS UP ALL
YOUR WORK
WITH THE MANY
COMBINATIONS
MADE POSSIBLE
WITH THIS
VERSATILE
TEMPLATE

CRAFT
CAN BE
DESIRED
AT RIG

CRAFTAID HAND-BAG
No. 2815

CRAFTAID
No. 2808

977
907
463

KNIFE CUTS

CRAFTAID No. 2790

CRAFTAID
NO. 2790

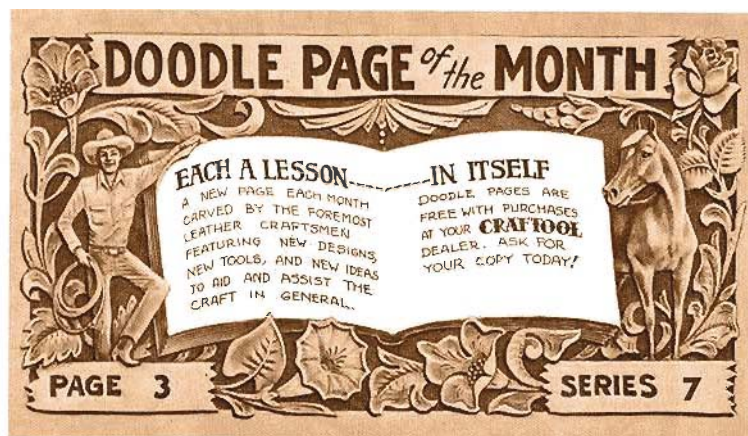
OTHER
CORN
SUGGES

THIS CORNER DESIGN FROM CRAFTAID No. 2642

630

564

SEE REVERSE SIDE
BRIEF CASE USING T



"DOODLING"

By AL STOHLMAN

The art of doodling stems from the desire to originate. Many of our outstanding carvers and designers of today were, at one time, just amateurs who, as they learned to carve, were not content to just copy the work of others. Instead they tried to do something different, and by trying various combinations of tools came up with certain characteristics that made their style of carving different. As they became more proficient they originated new designs, and then through practice, learned to carve "free hand."

Today the leather craftsman can eliminate the long hours of practice that was necessary not too long ago, and through the medium of using combinations of Crafttools and Craftaids come up with literally hundreds of new and different ways of making their work different.

This doodle page, both front and back, was carved by Al Stohlman to show you just some of the many combinations made possible with one of the new Craftaids for '56. Nearly every design on both sides of this doodle page was done with the aid of Craftaid 2790, and we couldn't give you a better tip than to tell you that every real craftsman will find a thousand uses for this most versatile tool!

Yes, we here at Craftool consider **all** of our templates as **tools**. Tools to help you do better work!

COMING SOON

Due to the many requests for pictures in leather we are now making up picture kits so that **you** too can make your own. Figures can be arranged in various grouping of **your** choice. For use in the den, T.V. room, or mountain cabin. Please ask for them at your Craftool dealer.

Doodle pages are free with purchases at all Craftool dealers. Order your copy today! This is our 76th doodle page.