



## Doodle Page Digital Download

This PDF file contains 1 (one) Doodle Page. The PDF has been put together to give you options when it comes to printing. Pages and patterns that are larger than 8½x11 have been provided in two formats:



### 1) Full Size

If you would like to have a full size print out, take the full size pages to your local print shop and they can print it for you. All full size Doodle Pages are 11x17



### 2) Tiled

The tiled pages give you the option of printing the full sized Doodle Pages at home. You print the tiled pages and then assemble them to make the larger patterns.

The Doodle Page PDF files are typically laid out like this:

Front – full sized, front – tiled, back – full sized, back – tiled



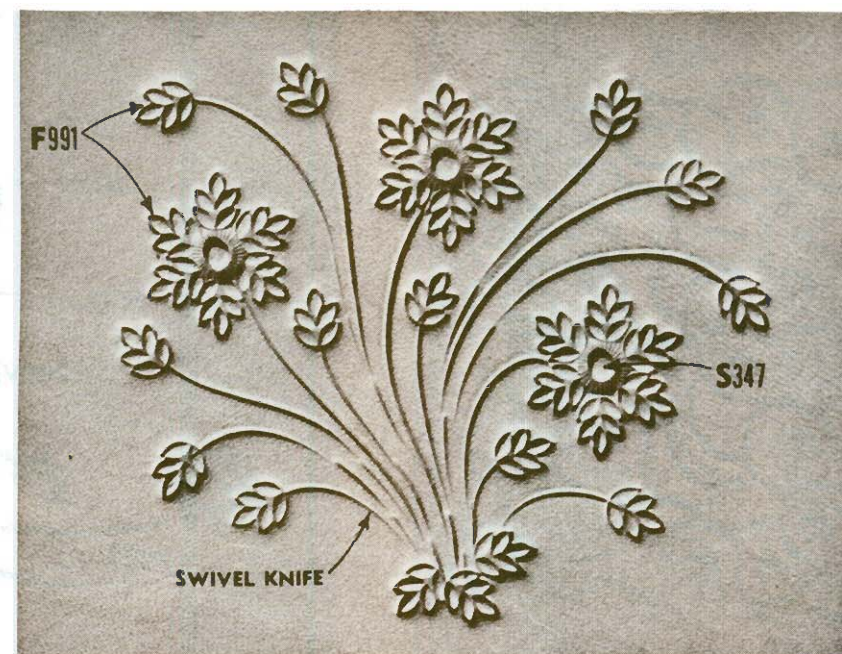

(Some Doodle Pages do not have backs)

Please note: When printing on a home printer, the edges may get cut off. To avoid this, make sure “Page Scaling” is set to “Shrink to Printable Area” in the Adobe Reader print dialogue box. This will decrease the size of the Doodle Page a very small amount.



You may take this PDF file to your local print shop to have the full-size pages printed for your own personal use.





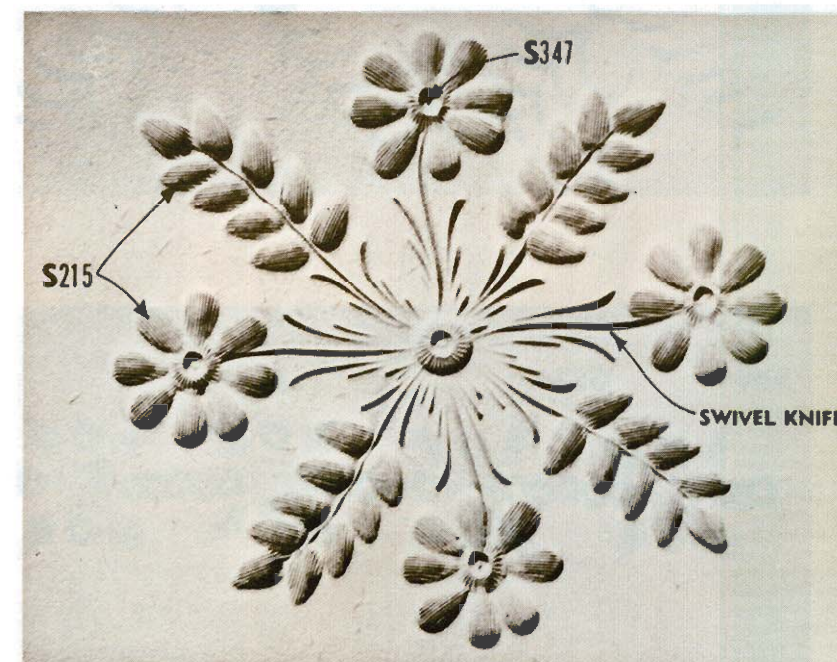
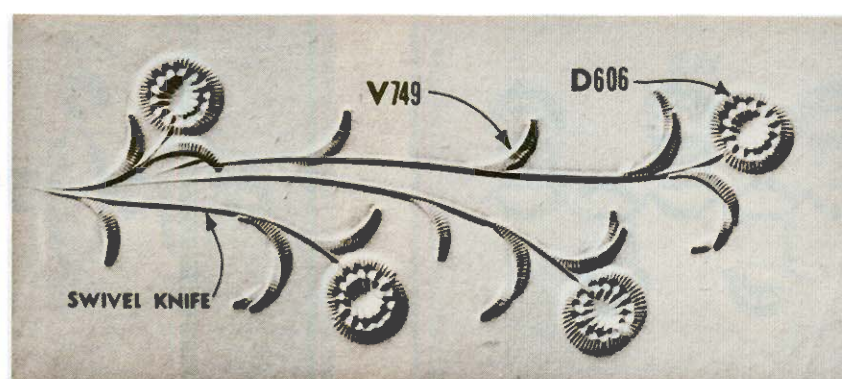
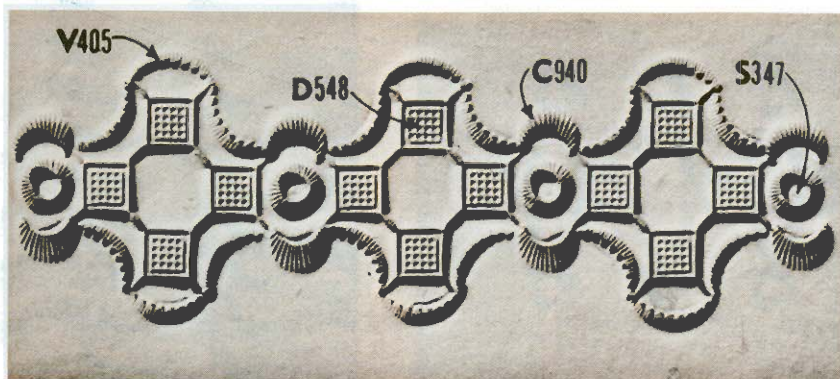

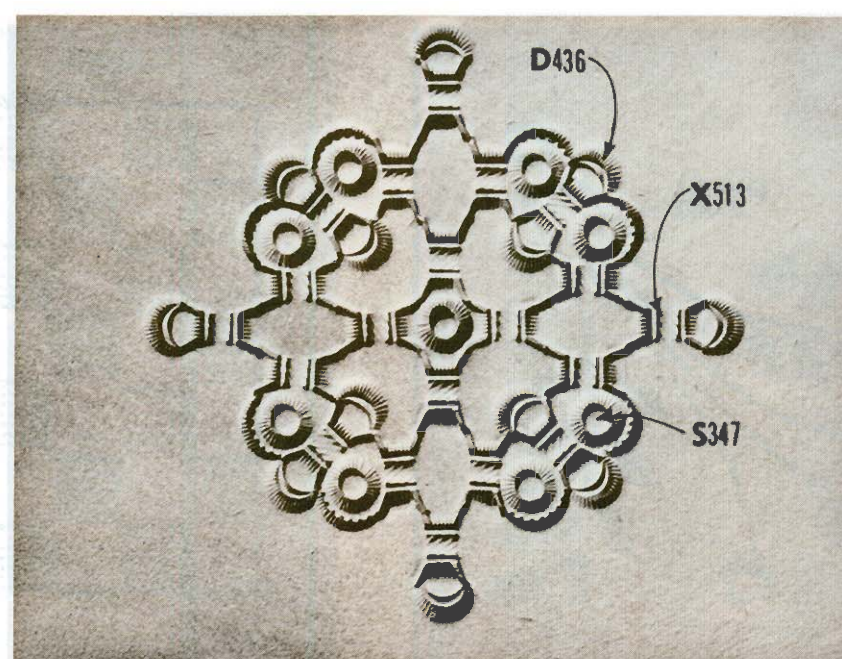

## Creative Stamping Techniques

by Jerry Jennings

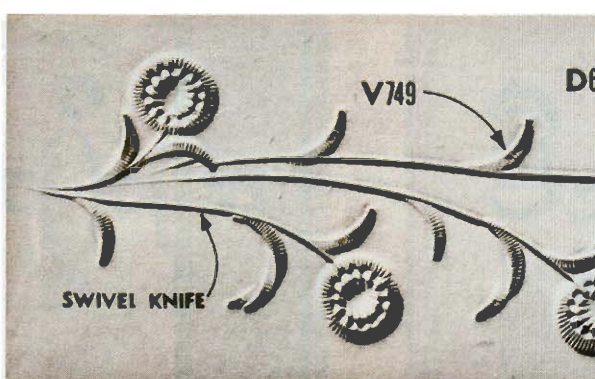
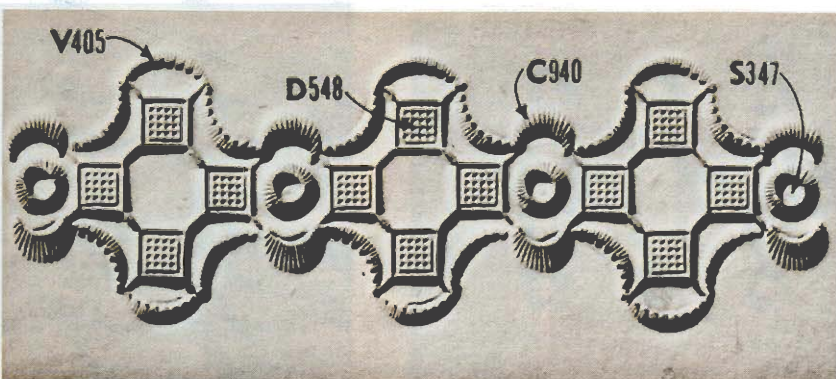
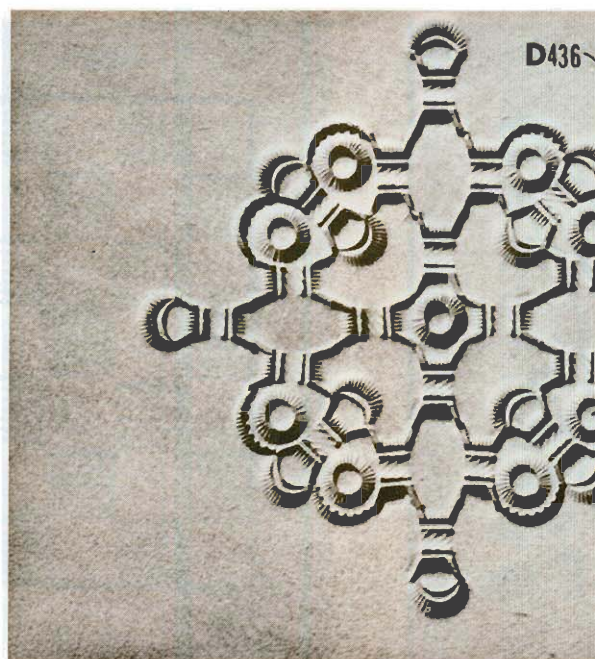



These designs are just a few you can create by combining different Craftool leather stamping tools. Adapt these designs to fit your leather projects or create new ones of your own.

Using the wide variety of Craftool stamping tools available, you can stamp "nature" designs (flowers, trees, etc.) or geometrics. In fact, most any design you can collect or imagine can be imprinted onto leather with Craftool stamping tools.




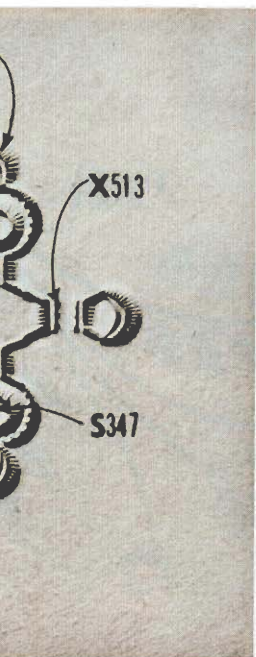
"SK" on the designs indicates where the swivel knife was used to compliment the stamping tools.











## Creative Stamping Techniques

by Jerry Jennings

These designs are just a few you can create by combining different Craftool leather stamping tools. Adapt these designs to fit your leather projects or create new ones of your own.

Using the wide variety of Craftool stamping tools available, you can stamp "nature" designs (flowers, trees, etc.) or geometrics. In fact, most any design you can collect or imagine can be imprinted onto leather with Craftool stamping tools.

"SK" on the designs indicates where the swivel knife was used to compliment the stamping tools.

