




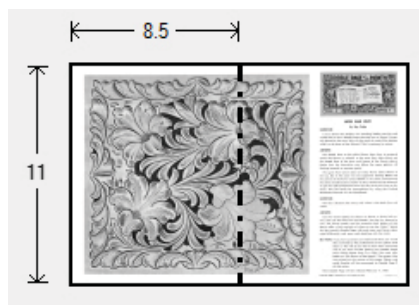
Doodle Page Digital Download

This PDF file contains 1 (one) Doodle Page. The PDF has been put together to give you options when it comes to printing. Pages and patterns that are larger than 8½x11 have been provided in two formats:



1) Full Size

If you would like to have a full size print out, take the full size pages to your local print shop and they can print it for you. All full size Doodle Pages are 11x17



2) Tiled

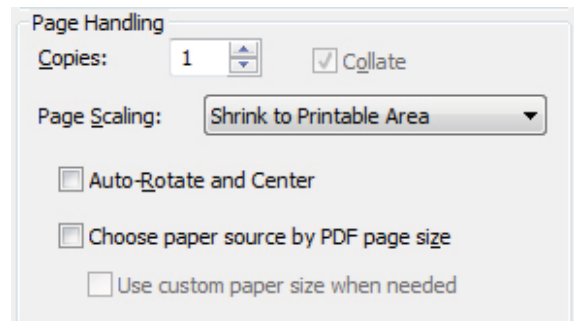
The tiled pages give you the option of printing the full sized Doodle Pages at home. You print the tiled pages and then assemble them to make the larger patterns.

The Doodle Page PDF files are typically laid out like this:

Front – full sized, front – tiled, back – full sized, back – tiled

(Some Doodle Pages do not have backs)

Please note: When printing on a home printer, the edges may get cut off. To avoid this, make sure “Page Scaling” is set to “Shrink to Printable Area” in the Adobe Reader print dialogue box. This will decrease the size of the Doodle Page a very small amount.



You may take this PDF file to your local print shop to have the full-size pages printed for your own personal use.



SEE "FIGURE CARVING"
AND "HOW TO CARVE
LEATHER" FOR DE-
TAILED INSTRUCTIONS
ON HOW TO MAKE
PINE TREES.

707
USED TO
MAKE PINE
TREES

61
TRY THE UNDERCUT
BEVELER #61
TO GAIN ADDED
RELIEF.

707
CRAFTTOOL
OF THE MONTH



CRAFTTOOL OF THE MONTH No. 707

Crafttool No. 707 "shell tool" has many uses . . . some of which are illustrated on this month's Doodle Page by Al Stohlman. Note how it was used to "pink" around the scroll, "A" . . . as "stops" and veins of the acanthus leaf, "B" . . . and to decorate the edges of the small leaves, "C" . . . and the flower petals, "D". Crafttool No. 707 is used effectively for veining the rose leaves. Study its use on the morning glory and the oval frame surrounding the marsh hawk at left. Pay particular attention to its use on the wing and tail feathers of the hawk. It is also used to make the pine trees, "Figure Carving" & "How To Carve Leather" by Al Stohlman gives complete step-by-step instructions for carving pine trees, birds, etc. Pay your Crafttool dealer a visit and have him show you these marvelous books.



"FIGURE CARVING" by Al Stohlman

A brand new book featuring a NEW METHOD of personal instruction in the art of Figure Carving. Dozens of figures, fotocarve patterns, dye-charts and complete instructions for: Figure Belts, Key-Cases, Billfolds and a special Filigree Brief-Case pattern.

"FIGURE CARVING" instruction book \$2.00

This book also features the Basic Figure Carving Kit No. SIX . . . five Crafttool stamps and a modeling tool. An \$8.80 value complete with 37 hole Tool Rack—Plus—"FIGURE CARVING" Book. \$7.95

YOUR CRAFTTOOL DEALERS NAME:

Please put my name on your mailing list for page No. 11, Series 4.

NAME: _____

ADDRESS: _____

CITY & STATE: _____

SEE "FIGURE CARVING"
AND "HOW TO CARVE
LEATHER" FOR DE-
TAILED INSTRUCTIONS
ON HOW TO MAKE
PINE TREES.

707
USED TO
MAKE PINE
TREES

"B"

"A" 343 707

976

710

707

976

707

707


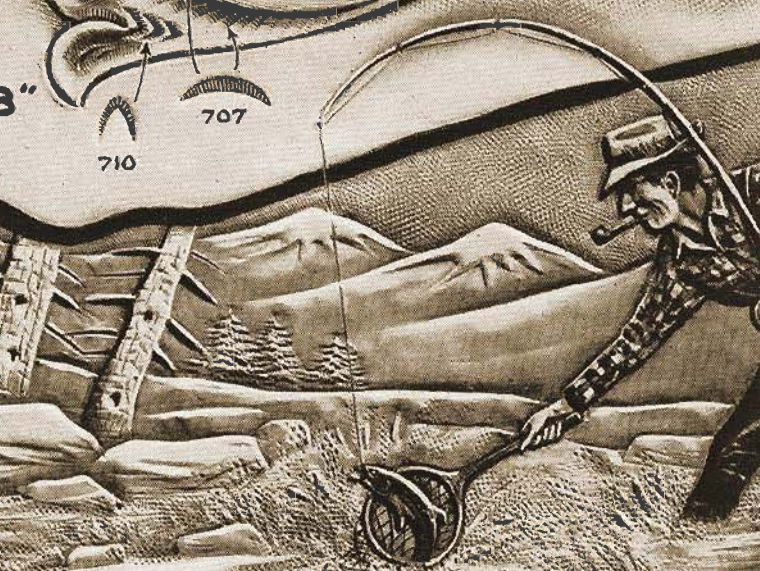
707

65



61
TRY THE UNDERCUT
BEVELER #61
TO GAIN ADDED
RELIEF.

707
**CRAFTOOL
OF THE MONTH**





CRAFTTOOL OF THE MONTH No. 707

Crafttool No. 707 "shell tool" has many uses . . . some of which are illustrated on this month's Doodle Page by Al Stohlman. Note how it was used to "pink" around the scroll, "A" . . . as "stops" and veins of the acanthus leaf, "B" . . . and to decorate the edges of the small leaves, "C" . . . and the flower Petals, "D". Crafttool No. 707 is used effectively for veining the rose leaves. Study its use on the morning glory and the oval frame surrounding the marsh hawk at left. Pay particular attention to its use on the wing and tail feathers of the hawk. It is also used to make the pine trees, "Figure Carving" & "How To Carve Leather" by Al Stohlman gives complete step-by-step instructions for carving pine trees, birds, etc. Pay your Crafttool dealer a visit and have him show you these marvelous books.



"FIGURE CARVING" by Al Stohlman

A brand new book featuring a NEW METHOD of personal instruction in the art of Figure Carving. Dozens of figures, fotocarve patterns, dye-charts and complete instructions for: Figure Belts, Key-Cases, Billfolds and a special Filigree Brief-Case pattern.

"FIGURE CARVING" instruction book.....\$2.00

This book also features the Basic Figure Carving Kit No. SIX . . . five Crafttool stamps and a modeling tool. An \$8.80 value complete with 37 hole Tool Rack—Plus—"FIGURE CARVING" Book.....\$7.95

YOUR CRAFTTOOL DEALERS NAME:

Please put my name on your mailing list for page No. 11, Series 4.

NAME: _____

ADDRESS: _____

CITY & STATE: _____