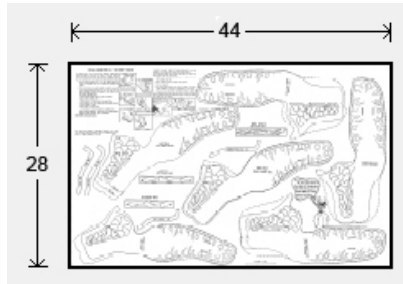


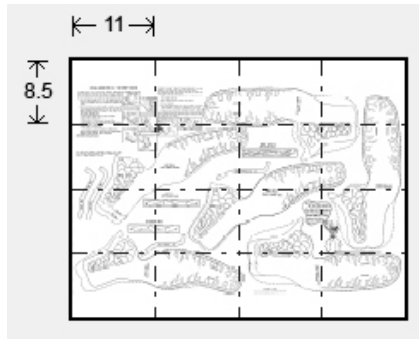
Pattern Digital Download

This PDF file contains 1 (one) full pattern package. The PDF has been put together to give you options when it comes to printing. Pages and patterns that are larger than 8½x11 have been provided in two formats:



1) Full Size

If you would like to have a full size print out, take the full size pages to your local print shop and they can print it for you.



2) Tiled

The tiled pages give you the option of printing the larger patterns at home. You print the tiled pages and then assemble them to make the larger patterns.

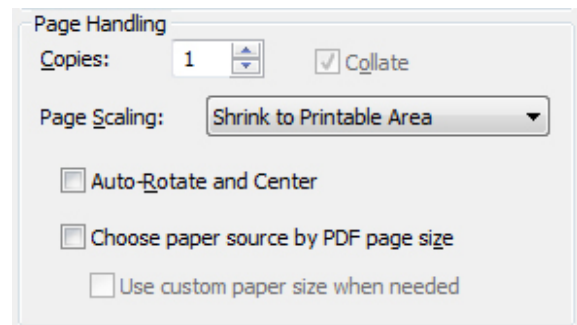
The pattern PDF files are typically laid out like this:

Cover(if applicable), instructions sheets (if applicable), pattern 1 – full sized, pattern 1 – tiled, pattern 2 – full sized, pattern 2 – tiled, pattern 3 – full sized, pattern 3 – tiledetc

Please note: When printing on a home printer, the edges may get cut off. To avoid this, make sure “Page Scaling” is set to “Shrink to Printable Area” in the Adobe Reader print dialogue box. This will decrease the size of the pattern a very small amount.

NOTE: Digital kit patterns do not include any kit parts that they may reference.

NOTE: Some patterns may reference tools, and other items no longer available.



You may take this PDF file to your local print shop to have the full-size pages printed for your own personal use.



DIGITAL MEDIA FOR LEATHERCRAFTERS
LeathercraftLibrary.com

44236-00 BONUS TRACING PATTERN

by Bethany Davenport

Visit www.tandy.com for all the supplies needed to complete this project.
Visit www.LeadercraftLibrary.com for more great carving patterns



E591

