



Doodle Page Digital Download

This PDF file contains 1 (one) Doodle Page. The PDF has been put together to give you options when it comes to printing. Pages and patterns that are larger than 8½x11 have been provided in two formats:



1) Full Size

If you would like to have a full size print out, take the full size pages to your local print shop and they can print it for you. All full size Doodle Pages are 11x17



2) Tiled

The tiled pages give you the option of printing the full sized Doodle Pages at home. You print the tiled pages and then assemble them to make the larger patterns.

The Doodle Page PDF files are typically laid out like this:


Front – full sized, front – tiled, back – full sized, back – tiled

(Some Doodle Pages do not have backs)

Please note: When printing on a home printer, the edges may get cut off. To avoid this, make sure “Page Scaling” is set to “Shrink to Printable Area” in the Adobe Reader print dialogue box. This will decrease the size of the Doodle Page a very small amount.



You may take this PDF file to your local print shop to have the full-size pages printed for your own personal use.



A WELCOME ADDITION By Dick Giehl

NINETEEN NEW TOOLS, designed primarily for the figure-carving enthusiast, will prove to be a welcome addition to your tool box. Seventeen of the new tools are saddle-stamping tools; the other two are hair blades designed for fine-lined work (see the hair lines on the body of the deer made with hair blade No. 100M).

Several of the new stamping tools, particularly Nos. F991, F915, F916, and F901, will save you much time on pictures or large projects.

Making tree foliage with No. F991 is both fast and effective. The backgrounding that is done amid the foliage of the tree with backgrounder No. 888 — to create a feeling of density — now seems much more simple when done with tool No. F991.

Tool No. F915 is used here to form the distant tree tops.

TOOL NO. F916 WAS DESIGNED to make a deeper and much sharper impression than other tools of this type. When used in combination with other grass tools, it helps to accomplish quite a degree of natural irregularity in large grassy areas. Pine needles are extremely effective and are quickly stamped in with this tool.

Tool No. F901 is now the largest matting tool. Because of its rounded bevel-stamping edge, this tool is easier to use. It helps to eliminate the individual, side-by-side tool impressions; as a result of which the bevel-matting can be done much more evenly.

Tool Nos. F912L and F912R, F913L and F913R, F914L and F914R are left- and right-hand tools designed to form pine trees. Their effect may be seen on the pine trees in this picture.

THE USE OF THESE TOOLS is certainly not limited to figure carving. The edge of the flower center is made with tool No. F992, while tool No. F916 is used to produce a radiating effect around the center of the flower.

Now in TWO Most Popular Sizes . . .

RUBYAT gem **BLADES**
ruby

only \$3⁹⁵ each • Fits all Swivel Knives • Never needs sharpening

Once you try these terrific blades, you'll never use another type. They end sharpening forever, glide through leather. Polished brass with gen. ruby blade. 9 times harder than steel. Specify style desired: Regular Rubyat: for all around carving. New Angle Rubyat: for fine detail; sharp curves. Eliminates under-cutting or scalping. Especially suited for figure carving.

In event your "Ruby Blade" is accidentally damaged, return the blade with \$1.00 and it will be resharpened and returned to you postpaid.


NEW
ANGLE
BLADE

REG.
STRAIGHT
BLADE

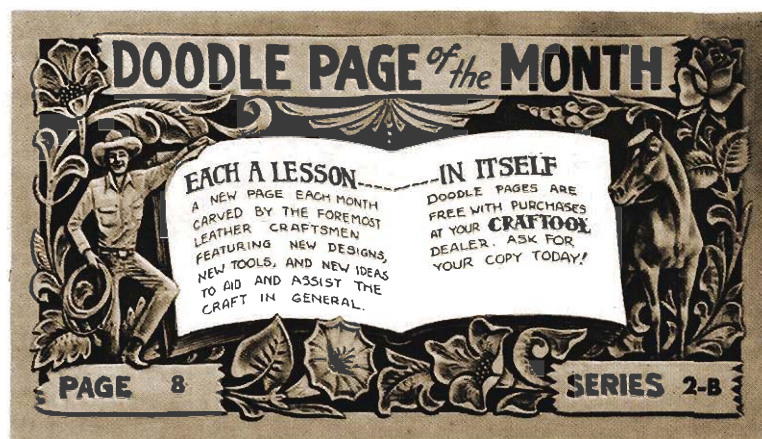
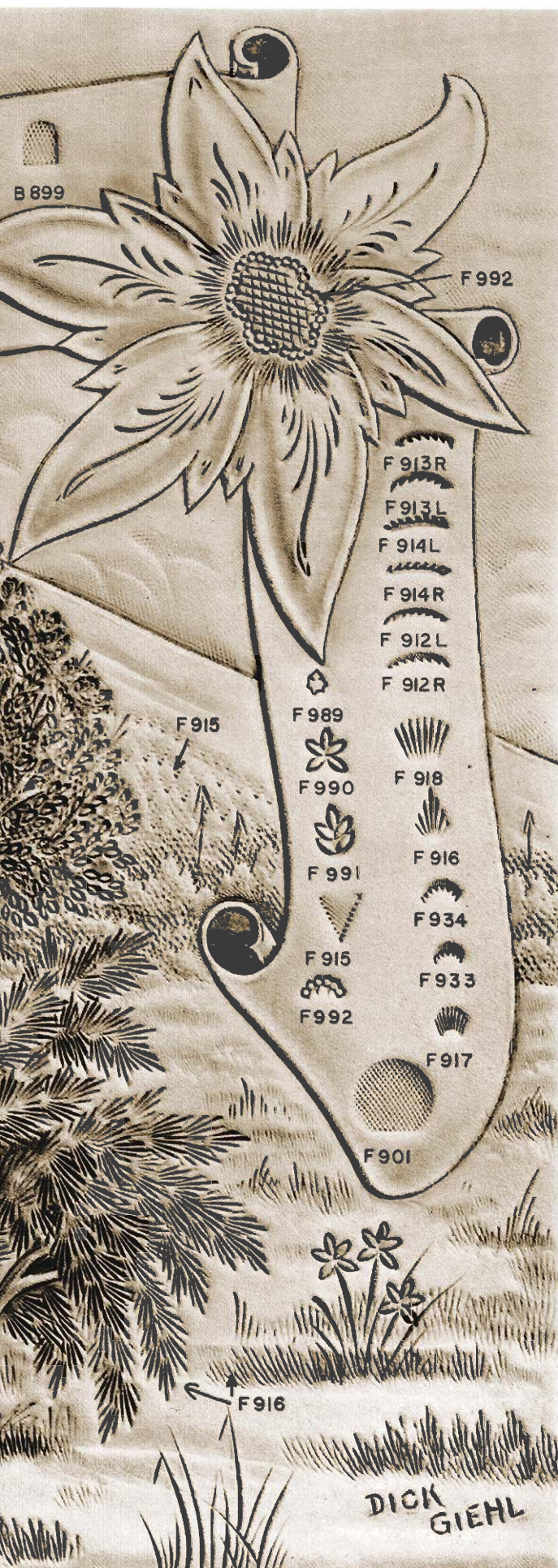
Be sure your stamping tools are marked Crafttool. They are the Best.

Copyright Crafttool Co. 1964

PRINTED
IN U.S.A.



Be sure your stamping tools are marked Craftool. They are the Best.



A WELCOME ADDITION By Dick Giehl

NINETEEN NEW TOOLS, designed primarily for the figure-carving enthusiast, will prove to be a welcome addition to your tool box. Seventeen of the new tools are saddle-stamping tools; the other two are hair blades designed for fine-lined work (see the hair lines on the body of the deer made with hair blade No. 100M).

Several of the new stamping tools, particularly Nos. F991, F915, F916, and F901, will save you much time on pictures or large projects.

Making tree foliage with No. F991 is both fast and effective. The backgrounding that is done amid the foliage of the tree with backgrounder No. 888 — to create a feeling of density — now seems much more simple when done with tool No. F991.

Tool No. F915 is used here to form the distant tree tops.

TOOL NO. F916 WAS DESIGNED to make a deeper and much sharper impression than other tools of this type. When used in combination with other grass tools, it helps to accomplish quite a degree of natural irregularity in large grassy areas. Pine needles are extremely effective and are quickly stamped in with this tool.

Tool No. F901 is now the largest matting tool. Because of its rounded bevel-stamping edge, this tool is easier to use. It helps to eliminate the individual, side-by-side tool impressions; as a result of which the bevel-matting can be done much more evenly.

Tool Nos. F912L and F912R, F913L and F913R, F914L and F914R are left- and right-hand tools designed to form pine trees. Their effect may be seen on the pine trees in this picture.

THE USE OF THESE TOOLS is certainly not limited to figure carving. The edge of the flower center is made with tool No. F992, while tool No. F916 is used to produce a radiating effect around the center of the flower.

Now in TWO Most Popular Sizes . . .

RUBYAT gem
ruby **BLADES**

only \$3⁹⁵ each • Fits all Swivel Knives
• Never needs sharpening

Once you try these terrific blades, you'll never use another type. They end sharpening forever, glide through leather. Polished brass with gen. ruby blade. 9 times harder than steel. Specify style desired: Regular Rubyat: for all around carving. New Angle Rubyat: for fine detail; sharp curves. Eliminates under-cutting or scalping. Especially suited for figure carving.

NEW
ANGLE
BLADE

In event your "Ruby Blade" is accidentally damaged, return the blade with \$1.00 and it will be resharpened and returned to you postpaid.

REG.
STRAIGHT
BLADE